

TX-W32D3DP Service Manual

Safety

Specifications

Parts List

Service Information

Adjustments

Self Check

Service Hints

Mechanical View

Disassembly

Location of Controls

Waveforms

Block Diagrams

Schematic Diagrams

PCB Views

Service Support

Service and repair of this product is supported by Panasonic's LUCI interface.

This interface provides a link between the TV and a standard PC to allow a number of diagnostic and control functions to be performed.

For more details contact your local Panasonic company.


BACK

EXIT

B2 - PCB

C - PCB

D - PCB

E - PCB

F - PCB

H - PCB

J - PCB

K - PCB

M1 - PCB

Y - PCB



BACK

B2 - Schematic

C - Schematic

D - Schematic

E - Schematic

F - Schematic

H - Schematic

J - Schematic

K - Schematic

M1 - Schematic

Y - Schematic



BACK

Video / Audio

Control

Dolby



BACK

Service Manual



Colour Television

TX-W32D3DP

EURO-3HW Chassis

Specifications

Power Source :	220 - 240 V AC, 50Hz
Power Consumption :	197W
Standby Power Consumption :	1W
Aerial Impedance :	75Ω unbalanced, Coaxial Type
Receiving System :	PAL B/G, D/K, I, H, PAL - 60 SECAM B/G, D/K, L/L ¹ M. NTSC, NTSC (AV Only)
Receiving Channels :	VHF E2 - E12
VHF H1 - H2 (ITALY)	VHF A - H (ITALY)
VHF R1 - R2	VHF R3 - R5
VHF R6 - R12	UHF E21 - E69
CATV (S01 - S05)	CATV S1 - S10 (M1 - M10)
CATV S11 - S20 (U1 - U10)	CATV S21 - S41 (HYPERBAND)
Intermediate Frequency :	
Video	38.9MHz, 34MHz
Sound	32.9MHz, 33.4MHz, 33.16MHz, 32.4MHz 40.4MHz, 34.05MHz, 33.05MHz
Colour	34.65MHz, 34.47MHz, 34.5MHz
Video / Audio Terminals	
Dolby Surround Out	Audio (RCA x 5) 500mV rms 1kΩ
AV1 IN	Video (21 pin) 1V p-p 75Ω Audio (21 pin) 500mV rms 10kΩ RGB (21 pin)
AV1 OUT	Video (21 pin) 1V p-p 75Ω Audio (21 pin) 500mV rms 1kΩ
AV2 IN	Video (21 pin) 1V p-p 75Ω Audio (21 pin) 500mV rms 10 kΩ S-Video IN Y : 1V p-p 75Ω (21 pin) C : 0.3V p-p 75Ω
AV2 OUT	Video (21 pin) 1V p-p 75Ω Audio (21 pin) 500mV rms 1kΩ Selectable output (21 pin)
AV3 IN	S-Video IN Y : 1V p-p 75Ω (4-pin) C : 0.3V p-p 75Ω Audio (RCA x 2) 500mV rms 10kΩ Video (RCA x 1) 1V p-p 75Ω
AV4 IN Video (21 pin)	1V p-p 75Ω Audio (21 pin) 500mV rms 10kΩ
AV4 OUT	Video (21 pin) 1V p-p 75Ω Audio (21 pin) 500mV rms 1kΩ
High Voltage :	30.5 kV ± 1kV
Picture Tube :	W76LFC185X05 76 cm
Visible screen size:	106" deflection
Audio Output :	
Internal Speaker	2 x 20W (Left/Right) (Music Power) 26W (Super 3D Bass) (Music Power)
External Speaker	2 x 15W (Surround) (Music Power) 20W (Center) (Music Power) 8 Ω Impedance
Headphones	8 Ω Impedance
Accessories supplied :	Remote Control 2 x R6 (UM3) Batteries TS-450DP Video Cabinet / Speaker Pack
Dimensions :	Height : 555mm Width : 862mm Depth : 553mm
Net Weight	52kg

Specifications are subject to change without notice.
Weight and dimensions shown are approximate.

Caractéristiques

Alimentation :	220 - 240 V AC, 50Hz
Consommation :	197W
Standby Consommation :	1W
Impédance d'antenne :	75Ω asymétrique sur prise coaxiale
Système de réception :	PAL B/G, D/K, I, H, PAL - 60 SECAM B/G, D/K, L/L ¹ M. NTSC, NTSC (Entrée AV seulement)
Canaux de réception :	VHF E2 - E2
VHF H1 - H2 (ITALY)	VHF A - H (ITALY)
VHF R1 - R2	VHF R3 - R5
VHF R6 - R12	UHF E21 - E69
CATV (S01 - S05)	CATV S1 - S10 (M1 - M10)
CATV S11 - S20 (U1 - U10)	CATV S21 - S41 (HYPERBAND)
Fréquence Intermédiaire :	
Vidéo	38.9MHz, 34MHz
Sound	32.9MHz, 33.4MHz, 33.16MHz, 32.4MHz 40.4MHz, 34.05MHz, 33.05MHz
Colour	34.65MHz, 34.47MHz, 34.5MHz
Les bornes vidéo/audio :	
Dolby Surround sortie	Audio (RCA x 5) 500mV rms 1kΩ
Entrée AV1 (21 broches)	Vidéo 1V p-p 75Ω Audio 500mV rms 10kΩ RGB (21 broches)
Sortie AV1 (21 broches)	Video 1V p-p 75Ω Audio 500mV rms 1kΩ
Entrée AV2 (21 broches)	Vidéo 1V p-p 75Ω Audio 500mV rms 10 kΩ S-Video IN Y : 1V p-p 75Ω (21 broches) C : 0.3V p-p 75Ω
Sortie AV2 (21 broches)	Vidéo 1V p-p 75Ω Audio 500mV rms 1kΩ Sortie Commutable (21 broches)
Entrée AV3	S-Vidéo IN Y : 1V p-p 75Ω (4-pin) C : 0.3V p-p 75Ω Audio (RCA x 2) 500mV rms 10kΩ Vidéo (RCA x 1) 1V p-p 75Ω
Entrée AV4 (21 broches)	Vidéo 1V p-p 75Ω Audio 500mV rms 10kΩ
Sortie AV4 (21 broches)	Vidéo 1V p-p 75Ω Audio 500mV rms 1kΩ
Tension d'anode :	30.5 kV ± 1kV
Tube image :	W76LFC185X05 76 cm 106" mesure diagonale
Sortie Audio :	
Hautes parleurs intérieurs	2 x 20W (Music Power) 26W (Super 3D Bass) (Music Power)
External Speaker	2 x 15W (Surround) (Music Power) 20W (Center) (Music Power) 8 Ω Impédance
Casque d'écoute	8 Ω Impédance
Accessories fournis :	Télécommande R6 (UM3) Piles x 2 TS-450DP Video Cabinet / Speaker Pack
Dimensions :	Hauteur : 555mm Largeur : 862mm Profondeur : 553mm
Poids (NET) :	52kg

Les caractéristiques techniques sont susceptibles de modification sans Préavis.
Le poids et les dimensions indiqués sont approximatifs.

CONTENTS

SAFETY PRECAUTIONS
LOCATION OF CONTROLS
SERVICE HINTS
SERVICE MODE
ALIGNMENT SETTINGS
SELF CHECK
WAVEFORM PATTERN TABLE
BLOCK DIAGRAM
PARTS LOCATION
REPLACEMENT PARTS LIST
CONDUCTOR VIEWS
SCHEMATIC DIAGRAMS

SAFETY PRECAUTIONS

General Guide Lines

1. It is advisable to insert an isolation transformer in the AC supply before servicing a hot chassis.
2. When servicing, observe the original lead dress in the high voltage circuits. If a short circuit is found, replace all parts which have been overheated or damaged by the short circuit.
3. After servicing, see that all the protective devices such as insulation barriers, insulation papers, shields and isolation R-C combinations are correctly installed.
4. When the receiver is not being used for a long period of time, unplug the power cord from the AC outlet.
5. Potentials as high as 31.5kV are present when this receiver is in operation. Operation of the receiver without the rear cover involves the danger of a shock hazard from the receiver power supply. Servicing should not be attempted by anyone who is not familiar with the precautions necessary when working on high voltage equipment. Always discharge the anode of the picture to the chassis before handling the tube.
6. After servicing make the following leakage current checks to prevent the customer from being exposed to shock hazards.

LEAKAGE CURRENT COLD CHECK

1. Unplug the AC cord and connect a jumper between the two prongs of the plug.
2. Turn on the receiver's power switch.
3. Measure the resistance value with an ohmmeter, between the jumpered AC plug and each exposed metallic cabinet part on the receiver, such as screw heads, aerials, connectors, control shafts etc. When the exposed metallic part has a return path to the chassis the reading should be between 4M ohm and 20M ohm. When the exposed metal does not have a return path to the chassis the reading must be infinite.

CONTENTS

PRECAUTIONS DE SECURITE
EMPLACEMENT DES COMMANDES
SUGGESTIONS DE DEPANNAGE
REGLAGÉS
REGLAGÉS
AUTO TEST
TABLEAU DE MIRES DE FORMES D'ONDES
SCHEMA SYNOPTIQUE
EMPLACEMENT DES PIECES
LISTE DES PIECES DE RECHANGE
VUE DU CIRCUIT IMPRIMÉ
DIAGRAMME SCHEMATIQUE

PRECAUTIONS DE SECURITE

Conseils Generaux

1. Avant d'effectuer toute révision d'un châssis sous tension il est recommandé d'installer un transformateur d'isolation.
2. Il est important, lors des réparations, de conserver la position initial de tous les fils et faisceaux, surtout dans le circuit de la haute tension. Remplacer toutes les pièces affectées par la chaleur dégagée lors d'un court-circuit.
3. Après les réparations, s'assurer que toutes les pièces protectrices telles que barrières ou papiers isolants, blindages et réseaux d'isolation R-C soient convenablement placées
4. Il est préférable de débrancher le fil d'alimentation si la télé-couleur ne doit pas être utilisée pendant un certain temps.
5. Une tension élevée, de l'ordre de 31.5kV, est présente en plusieurs endroits lorsque l'appareil est en circuit. Il y a danger de chocs électriques lorsque le contact est établi en absence du panneau arrière. Toute personne qui tente de réparer cet appareil doit d'abord être consciente des précautions à observer avant de travailler sur un circuit à haute tension. Toujours décharger l'anode du tube cathodique au châssis avant de manipuler.
6. Après tout réparation, on doit effectuer les tests de courant de fuite dans le but d'éviter tout choc.

VERIFICATION DES COURANTS DE FUITE SANS ALIMENTATION

1. Débrancher le fil d'alimentation et installer un fil STRAP entre les deux broches de la fiche.
2. Placer l'interrupteur comme pour établir le contact sur l'appareil.
3. Mesurer la résistance entre les branches de la fiche d'alimentation et les pièces métalliques visibles telles que têtes de vis, antennes, arbre des commandes, support des poignées, etc. Certaines de ces pièces sont en contact avec le châssis et la résistance mesurée devrait se situer entre 4MΩ, et 20MΩ. La résistance des pièces qui ne sont pas en contact avec le châssis doit être infinie∞.

LEAKAGE CURRENT HOT CHECK

1. Plug the AC cord directly into the AC outlet. Do not use an isolation transformer for this check.
2. Connect a 2kΩ 10W resistor in series with an exposed metallic part on the receiver and an earth such as a water pipe.
3. Use an AC voltmeter with high impedance to measure the potential across the resistor.
4. Check each exposed Metallic part and check the voltage at each point.
5. Reverse the AC plug at the outlet and repeat each of the above measurements.
6. The potential at any point should not exceed 1.4 Vrms. In case a measurement is outside the limits specified, there is a possibility of a shock hazard, and the receiver should be repaired and rechecked before it is returned to the customer.

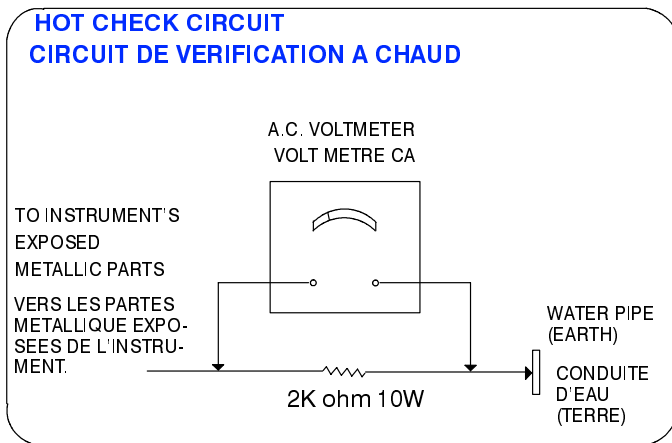


Fig.1

X-RADIATION WARNING

1. The potential sources of X-Radiation in TV sets are the high voltage section and the picture tube.
2. When using a picture tube test jig for service ensure that the jig is capable of handling 31.5kV without causing X-Radiation.

NOTE : It is important to use an accurate periodically calibrated high voltage meter

1. Set the brightness to minimum.
2. Measure the high voltage. The meter should indicate 30.5kV ± 1kV if the meter indication is out of tolerance, immediate service and correction is required to prevent the possibility of premature component failure.
3. To prevent any X-Radiation possibility, it is essential to use the specified tube.

VERIFICATION A CHAUD DU COURANT DE FUITE

1. Brancher le cordon secteur directement à une prise secteur. Ne pas utiliser de transformateur d'isolation pour cette vérification.
2. Raccorder une résistance de 2kΩ, 10W, en série avec une partie métallique exposée du récepteur et une terre comme une conduite d'eau.
3. Utiliser un voltmètre CA, de type à impédance élevée, pour mesurer le potentiel à travers la résistance.
4. Vérifier toutes les parties métalliques exposées et mesurer la tension à chaque point.
5. Retourner la fiche CA dans la prise secteur et répéter toutes les mesures ci-dessus.
6. Le potentiel à tous les points ne doit pas dépasser 1.4 volt RMS. AU cas où une mesure est supérieure à cette limite spécifiée, il y a un risque de décharge électrique et le récepteur doit être réparé et revérifié avant d'être rendu au client.

IRRADIATION AUX RAYONS X ATTENTION:

1. Les parties de la haute tension et du tube-cathodique d'une télé-couleur sont des sources possible d'émissions de rayons X.
2. Si un tube cathodique témoin est utilisé pour la réparation, s'assurer que son assemblage pourra supporter 31.5kV sans, émettre de radiations.

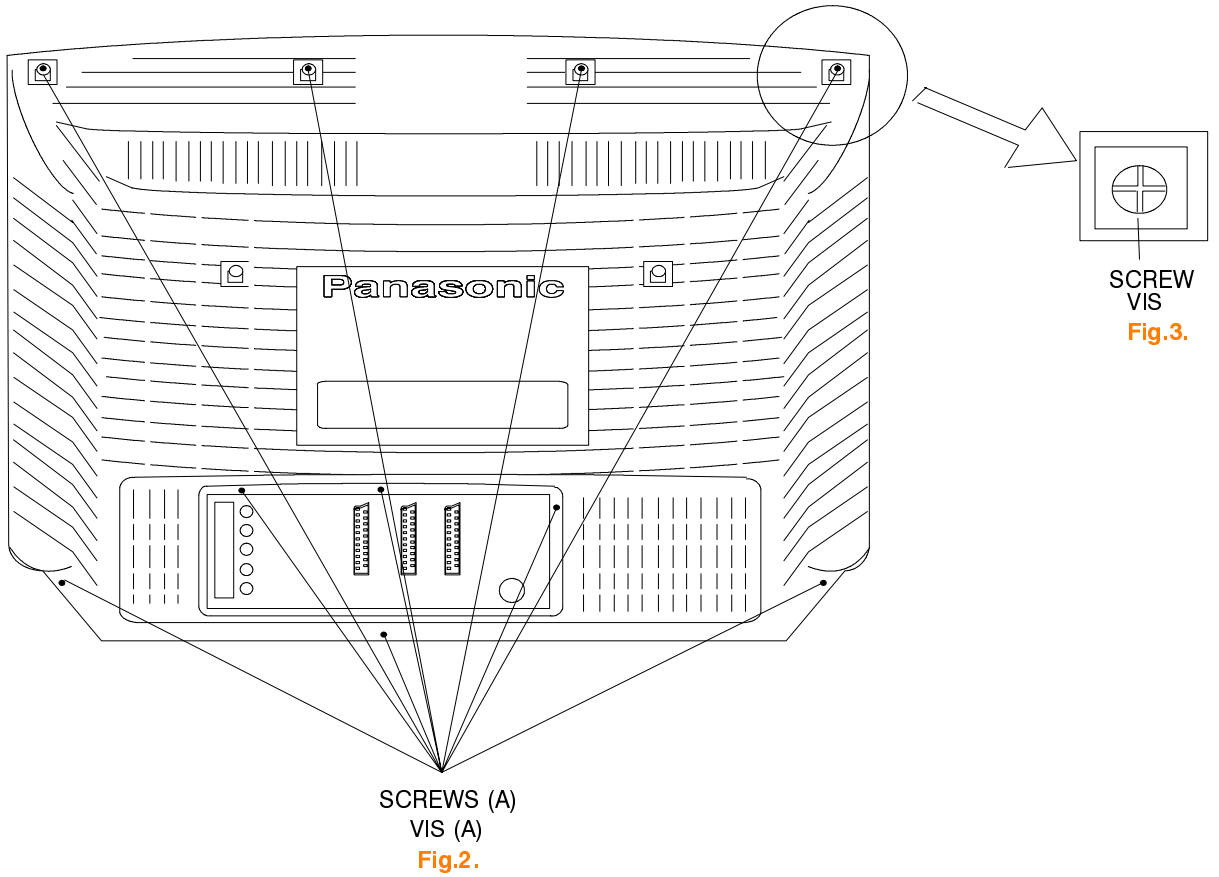
REMARQUE : Il est important que le multimètre à haute tension utilisé soit étalonné périodiquement.

1. Tourner entièrement vers la gauche la commande de lumière.
2. Mesurer la haute tension à l'aide du multimètre approprié. La valeur nominale est de 30.5kV ± 1kV Si la lecture est hors des tolérances, une réparation immédiate s'impose afin de prévenir toute panne prématurée.
3. Il est essentiel d'utiliser le tube cathodique d'origine pour prévenir toute émission de rayons X.

SERVICE HINTS

How to remove the rear cover

1. Remove the 10 screws (A) as shown in Fig.2./Fig.3.



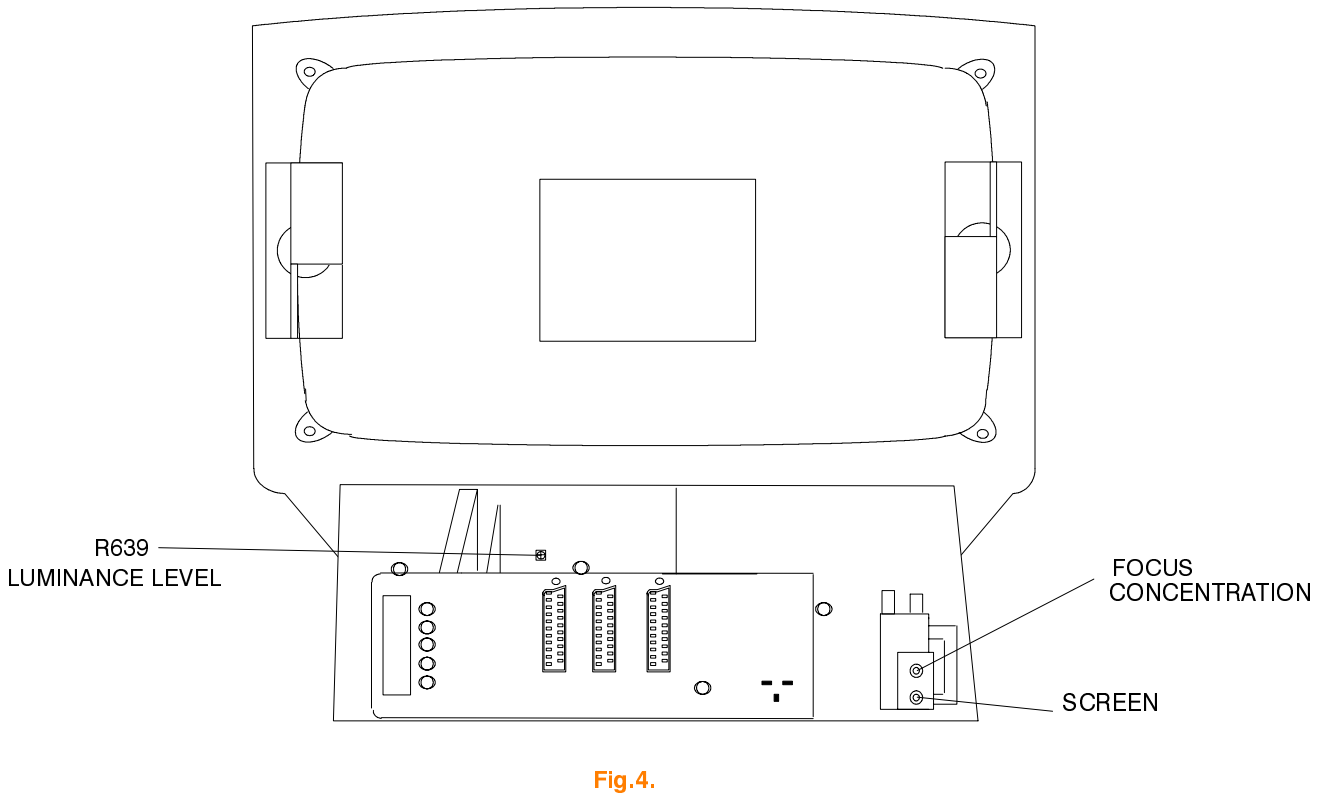
SUGGESTIONS DE DEPANNAGE

COMMENT RETIRER LE PENNEAU ARRIÈRE

1. Retirer les 10 vis (A) comme sur la Fig.2. / Fig.3.

LOCATION OF CONTROLS

EMPLACEMENT DES COMMANDES



Service Mode

The remote control is used for entering and storing adjustments, with the exception of cut-off adjustments which must always be done prior to service adjustment. Perform adjustments in accordance with screen display. The display on the screen also specifies the CCU variants as well as the approx. setting values. The adjustment sequence for the service mode is indicated below.

1. Set the Bass to maximum position, set the Treble to minimum position, press the Reveal button on the remote control and at the same time press the -/v button on the customer controls at the front of the TV, this will place the TV into the Service Mode.
2. Press the RED / GREEN buttons to step up / down through the functions.
3. Press the YELLOW / BLUE buttons to alter the function values.
4. Press the STORE button after each adjustment has been made to store the required values.
5. To exit the Service Mode press the Normalisation button.

NOTE: This TV also has the option of using a Memory Pack which enables you to copy the preset TV channels into the Memory Pack and then download them onto this or any other EURO-3HW TV set.

TV to Memory Pack process

1. Plug the memory pack into the AV2 21 pin terminal at the back of the TV and switch the TV on.
2. Go into the Service Mode as explained above. The screen will show:-

Program
External>>TV

3. Press the blue button on the remote control. The screen will show:-

Program
TV>>External

4. Press the STORE button on the TV. The screen will show:-

Storing

5. All the tuning information stored inside the TV will now be transferred to the Memory Pack. This process will take 2-3 minutes to complete and when finished the screen will show:-

OK!

Memory Pack to TV Process

1. Plug the memory pack into the AV2 21 pin terminal at the back of the TV and switch the TV on.
2. Go into the Service Mode as explained above. The screen will show:-

Program
External>>TV

3. Press the STORE button on the TV. The screen will show:-

Loading

4. All the tuning information stored inside the Memory Pack will now be transferred to the TV. This process will take 2-3 minutes to complete and when finished the screen will show:-

OK!

5. The tuning information from the Memory Pack has now been copied into the TV.
6. To exit from the Service Mode press the Normalisation button.
7. The process has now been completed and the Memory Pack can now be removed.

ERRORS

If an error occurs while using the Memory Pack the TV will detect this and the screen will show:-

Program
Error!

If this happens then press the Normalisation button and repeat the process that was being used. If the errors continue to occur then check the connectors between the TV and the memory pack and check the 9V battery inside the memory pack.

RÉGLAGES

La télécommande sert à entrer et stocker les données des réglages. Sauf pour le cut-off qui doit être réalisé en priorité. Les réglages s'affichent sur l'écran, ainsi que les spécificités nominales du CCU.

1. Régler par la télécommande le niveau de **Grave** au **maximum**, **Aigu** au **minimum**. Appuyer simultanément sur le bouton **-V** en face avant du TV et le bouton **Reveal** de la télécommande. Ces actions positionnent le TV en Mode Service.
2. Appuyer sur la touche **ROUGE** ou **VERTE** pour sélectionner la fonction désirée.
3. Appuyer sur la touche **JAUNE** ou **BLEUE** pour modifier les valeurs des réglages.
4. Mettre en mémoire après chaque réglage, en appuyant sur la touche **STORE**.
5. Pour sortir de la position SERVICE MODE arrêter le TV

REMARQUE : Le Memory Pack permet de copier la configuration du TV, (Chaines, Niveaux analogiques) et de la transférer, via le Memor vers un autre TV EURO-3HW.

Processus de transfert "téléviseur vers bloc-mémoire"

1. La partie arrière du téléviseur comporte trois connecteurs à 21 broches : brancher le bloc-mémoire dans le connecteur AV2, puis mettre le téléviseur en marche ("ON").
2. Passer en Mode Service (voir ci-dessus). L'écran affichera:

Program
External >> TV

3. Appuyer sur la bouton BLEU de la télécommande. L'écran du téléviseur présente le message suivant:

Program
TV >> External

4. Appuyer sur la bouton de mémorisation (STORE) du téléviseur et l'écran présentera la message suivant :

Storing

5. Toutes les informations de syntonisation enregistrées par le téléviseur seront maintenant transférées vers le bloc-mémoire. Cette opération ne prend que 2 à 3 minutes. Lorsqu'elle est terminée, l'écran du téléviseur présentera message suivant :

OK!

Processus de transfert "bloc-mémoire vers téléviseur"

1. La partie arrière du téléviseur comporte trois connecteurs à 21 broches : brancher le bloc-mémoire dans le connecteur AV2, puis mettre le téléviseur en marche ("ON").
2. Passer en Mode Service (voir ci-dessus). L'écran affichera:

Program
External >> TV

3. Appuyer sur la bouton de mémorisation (STORE) du téléviseur et l'écran présentera la message suivant:

Loading

4. Toutes les informations de syntonisation enregistrées par le téléviseur seront maintenant transférées vers le bloc-mémoire. Cette opération ne prend que 2 à 3 minutes. Lorsqu'elle est terminée, l'écran du téléviseur présentera message suivant:

OK!

5. Les informations de syntonisation du téléviseur du bloc-mémoire ont maintenant été copiées dans le téléviseur.
6. Pour sortir du mode d'exploitation SERVICE, mettre le téléviseur hors circuit ("OFF").
7. Une fois l'opération terminée, enlever le bloc-mémoire.

ERREURS

Le téléviseur détectera toutes les erreurs susceptibles de se produire éventuellement pendant l'utilisation du bloc-mémoire. L'écran présentera alors le message suivant:

Program
Error!

Dans ce cas, mettre le téléviseur hors circuit ("OFF") puis répéter l'opération qui était en cours. En cas d'erreurs répétées, vérifier les connexions entre le téléviseur et le bloc-mémoire, puis contrôler l'état de la pile 9V à l'intérieur du bloc-mémoire.

ADJUSTMENT PROCEDURE

Item/Preparation	Adjustments																																																																
Supply Voltage Check 1. Receive a greyscale pattern 2. Set the controls: Brightness Minimum Contrast Minimum Volume Minimum	1. Confirm the following voltages. <table border="0"> <tr> <td colspan="2">E PCB</td> <td colspan="2">D PCB</td> </tr> <tr> <td>U5B 5</td> <td>± 0.5V</td> <td>U5A 5.1</td> <td>± 0.12/0.1V</td> </tr> <tr> <td>U8A 8</td> <td>± 0.5V</td> <td>U5SB 5</td> <td>± 0.25V</td> </tr> <tr> <td>U9 9</td> <td>± 0.5V</td> <td>U15 15</td> <td>± 0.7V</td> </tr> <tr> <td>U12 11.8</td> <td>± 0.5V</td> <td>U16 16.1</td> <td>± 0.8V</td> </tr> <tr> <td></td> <td></td> <td>U22 22.5</td> <td>± 1V</td> </tr> <tr> <td></td> <td></td> <td>U38 19</td> <td>± 1V</td> </tr> <tr> <td></td> <td></td> <td>U47 47.5</td> <td>± 2.5V</td> </tr> <tr> <td></td> <td></td> <td>U150 150</td> <td>± 1V</td> </tr> <tr> <td></td> <td></td> <td>U200 204</td> <td>± 10V</td> </tr> </table> <table border="0"> <tr> <td colspan="2">K PCB</td> <td></td> <td></td> </tr> <tr> <td>IC2502</td> <td>PIN3</td> <td>+12</td> <td>± 0.5V</td> </tr> <tr> <td>IC2503</td> <td>PIN3</td> <td>+5</td> <td>± 0.25V</td> </tr> <tr> <td>IC2508</td> <td>PIN3</td> <td>+9</td> <td>± 0.3V</td> </tr> <tr> <td>L2503</td> <td>NO LOAD</td> <td>+20</td> <td>± 1V</td> </tr> <tr> <td>L2513</td> <td>NO LOAD</td> <td>-20</td> <td>± 1V</td> </tr> </table>	E PCB		D PCB		U5B 5	± 0.5V	U5A 5.1	± 0.12/0.1V	U8A 8	± 0.5V	U5SB 5	± 0.25V	U9 9	± 0.5V	U15 15	± 0.7V	U12 11.8	± 0.5V	U16 16.1	± 0.8V			U22 22.5	± 1V			U38 19	± 1V			U47 47.5	± 2.5V			U150 150	± 1V			U200 204	± 10V	K PCB				IC2502	PIN3	+12	± 0.5V	IC2503	PIN3	+5	± 0.25V	IC2508	PIN3	+9	± 0.3V	L2503	NO LOAD	+20	± 1V	L2513	NO LOAD	-20	± 1V
E PCB		D PCB																																																															
U5B 5	± 0.5V	U5A 5.1	± 0.12/0.1V																																																														
U8A 8	± 0.5V	U5SB 5	± 0.25V																																																														
U9 9	± 0.5V	U15 15	± 0.7V																																																														
U12 11.8	± 0.5V	U16 16.1	± 0.8V																																																														
		U22 22.5	± 1V																																																														
		U38 19	± 1V																																																														
		U47 47.5	± 2.5V																																																														
		U150 150	± 1V																																																														
		U200 204	± 10V																																																														
K PCB																																																																	
IC2502	PIN3	+12	± 0.5V																																																														
IC2503	PIN3	+5	± 0.25V																																																														
IC2508	PIN3	+9	± 0.3V																																																														
L2503	NO LOAD	+20	± 1V																																																														
L2513	NO LOAD	-20	± 1V																																																														

RÉGLAGES

Préparation	Réglages																																																																
1. Appliquer une mire à carreaux N/B 2. Régler les contrôles suivants: Lumière Minimum Contraste Minimum Volume Minimum	1. Confirmer le réglage : <table border="0"> <tr> <td colspan="2">E PCB</td> <td colspan="2">D PCB</td> </tr> <tr> <td>U5B 5</td> <td>± 0.5V</td> <td>U5A 5.1</td> <td>± 0.12/0.1V</td> </tr> <tr> <td>U8A 8</td> <td>± 0.5V</td> <td>U5SB 5</td> <td>± 0.25V</td> </tr> <tr> <td>U9 9</td> <td>± 0.5V</td> <td>U15 15</td> <td>± 0.7V</td> </tr> <tr> <td>U12 11.8</td> <td>± 0.5V</td> <td>U16 16.1</td> <td>± 0.8V</td> </tr> <tr> <td></td> <td></td> <td>U22 22.5</td> <td>± 1V</td> </tr> <tr> <td></td> <td></td> <td>U38 19</td> <td>± 1V</td> </tr> <tr> <td></td> <td></td> <td>U47 47.5</td> <td>± 2.5V</td> </tr> <tr> <td></td> <td></td> <td>U150 150</td> <td>± 1V</td> </tr> <tr> <td></td> <td></td> <td>U200 204</td> <td>± 10V</td> </tr> </table> <table border="0"> <tr> <td colspan="2">K PCB</td> <td></td> <td></td> </tr> <tr> <td>IC2502</td> <td>PIN3</td> <td>+12</td> <td>± 0.5V</td> </tr> <tr> <td>IC2503</td> <td>PIN3</td> <td>+5</td> <td>± 0.25V</td> </tr> <tr> <td>IC2508</td> <td>PIN3</td> <td>+9</td> <td>± 0.3V</td> </tr> <tr> <td>L2503</td> <td>NO LOAD</td> <td>+20</td> <td>± 1V</td> </tr> <tr> <td>L2513</td> <td>NO LOAD</td> <td>-20</td> <td>± 1V</td> </tr> </table>	E PCB		D PCB		U5B 5	± 0.5V	U5A 5.1	± 0.12/0.1V	U8A 8	± 0.5V	U5SB 5	± 0.25V	U9 9	± 0.5V	U15 15	± 0.7V	U12 11.8	± 0.5V	U16 16.1	± 0.8V			U22 22.5	± 1V			U38 19	± 1V			U47 47.5	± 2.5V			U150 150	± 1V			U200 204	± 10V	K PCB				IC2502	PIN3	+12	± 0.5V	IC2503	PIN3	+5	± 0.25V	IC2508	PIN3	+9	± 0.3V	L2503	NO LOAD	+20	± 1V	L2513	NO LOAD	-20	± 1V
E PCB		D PCB																																																															
U5B 5	± 0.5V	U5A 5.1	± 0.12/0.1V																																																														
U8A 8	± 0.5V	U5SB 5	± 0.25V																																																														
U9 9	± 0.5V	U15 15	± 0.7V																																																														
U12 11.8	± 0.5V	U16 16.1	± 0.8V																																																														
		U22 22.5	± 1V																																																														
		U38 19	± 1V																																																														
		U47 47.5	± 2.5V																																																														
		U150 150	± 1V																																																														
		U200 204	± 10V																																																														
K PCB																																																																	
IC2502	PIN3	+12	± 0.5V																																																														
IC2503	PIN3	+5	± 0.25V																																																														
IC2508	PIN3	+9	± 0.3V																																																														
L2503	NO LOAD	+20	± 1V																																																														
L2513	NO LOAD	-20	± 1V																																																														

SELF CHECK

Self check is used to automatically check the Bus Lines and Hexadecimal code of the TV set.
 To get into the Self Check mode press the Status button on the Remote Control at the same time pressing the -/v button on the customer controls at the front of the TV, and the screen will show:-
 When exiting Self Check the customer settings will return to factory setup.

AUTO TEST

L'auto test est utilisé pour vérifier le BUS et les codes Hexadécimaux du TV.
 Pour rentrer dans le mode **Auto Test** presser le bouton Statu de la télécommande et simultanément le bouton :-/v en face avant du TV. Le menu Auto Test s'affiche:-
 Après un Auto Test (Self Check) le téléviser retourne en position réglages usine.

0	Test Byte	8	Col Decoder (M)	16	Col Decoder (P)	Hex codes
1	Lst Power	9	Clock generator	17	Q - PIP	49
2	U5Det	10	V - Processor	18	Not Used	73
3	Protector	11	DFU	19	Not Used	EF
4	Not Used	12	Display Processor	20	EAROM	DF
5	Not Used	13	RGB Processor	21	Audio Matrix	BB
6	Not Used	14	Deflection IC	22	Video Matrix	FB
7	Not Used	15	MSP	23	Tuner	03

If the CCU ports have been checked and found to be incorrect or not located then "—" will appear in place of "OK".

Si les ports du CCU ont été testés et qu'ils soient incorrectes ou non identifiés lorsqu'il apparaît "—" au lieu de "OK".

Alignment Settings

(The figures used below are nominal and used for representative purposes only)

Alignment Function		Settings / Special features
Vertical amplitude	V-AMP 038	Optimum setting
Vertical linearity	V-LIN 022	
V-Pos.	V-POS 005	Optimum setting
Horizontal amplitude	H-AMP 043	Optimum setting
Horizontal position	H-POS 035	
EW-amplitude	E/W-AMP 1 020	Optimum setting
EW-amplitude	E/W-AMP 2 015	Optimum setting
Trapezium-comp	TRAPEZ-1 004	Optimum setting
Vert. DC.	VERT. D.C. 008	Not to be adjusted.
Text Position	TEXT POSITION 060	Optimum setting
Cutoff	---	Select a window pattern enter Service Mode and step through to Cutoff, connect an oscilloscope to the Blue Cathode and adjust the screen VR of the FBT to get $150\pm 5V$ at the base of the Cutoff pulse.
Cutoff RGB	CUTOFF RGB 032 032 032	Press the GREEN button to step through the settings. Adjust for optimum.
White RGB	WHITE RGB 032 032 032	Press the GREEN button to step through the settings. Adjust for optimum.
Sub Brightness	SUB BRIGHT 000	Optimum setting

RÉGLAGES

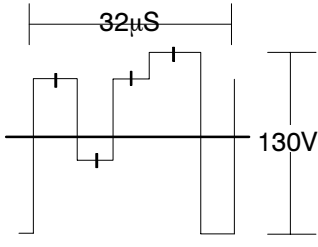
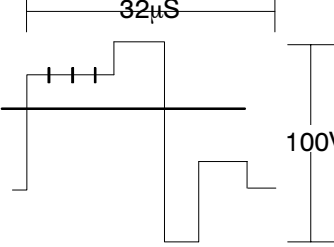
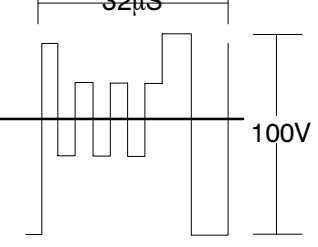
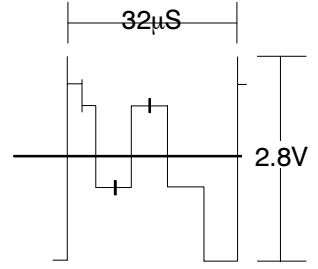
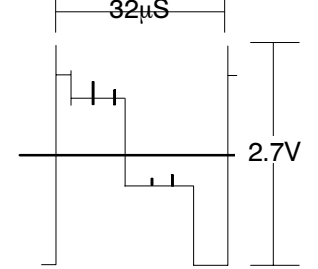
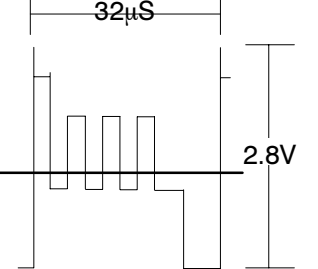
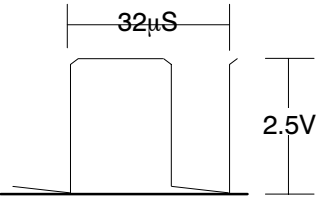
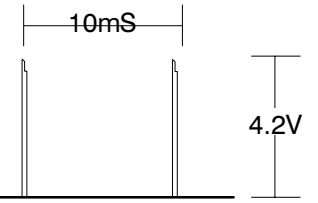
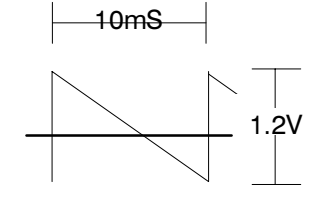
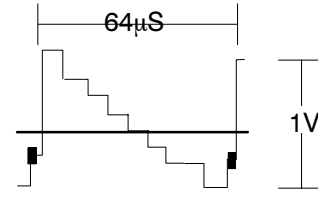
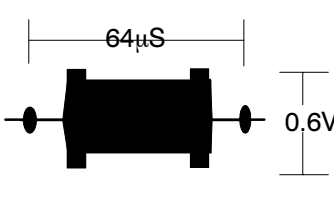
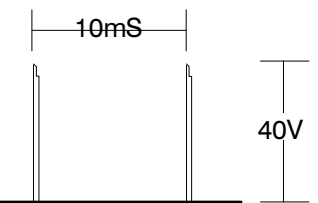
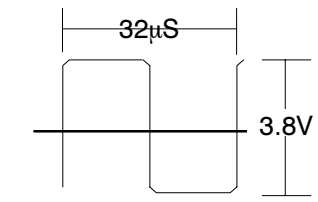
(Les figures ci-dessous sont fictives et utilisées uniquement à des fins représentatives)

Fonctions		Réglages / Points particuliers
Amplitude verticale	V-AMP 038	Optimiser les réglages
Linéarité verticale	V-LIN 022	
V-Pos.	V-POS 005	Optimiser les réglages
Amplitude horizontal	H-AMP 043	Optimiser les réglages
Centrage horizontal	H-POS 035	
Amplitude E.O.	E/W-AMP 1 020	Optimiser les réglages
Amplitude E.O.	E/W-AMP 2 015	Optimiser les réglages
Correction trapèze	TRAPEZ-1 004	Optimiser les réglages
Vert. DC.	VERT. D.C. 008	Ne pas régler
Text Position	TEXT POSITION 060	Optimiser les réglages
Cutoff	---	Selectionner une mire, passer en mode service, et pas à pas atteindre le menu Cutoff. Placer la sonde de l'oscilloscope sur la cathode Bleue. Régler la tension d'écran sur le transformateur THT pour obtenir $150\pm 5V$ à la base de l'impulsion de Cutoff.
Cutoff RGB	CUTOFF RGB 032 032 032	Appuyer sur la touche VERTE pour accéder aux réglages. Régler pour optimiser.
White RGB	WHITE RGB 032 032 032	Appuyer sur la touche VERTE pour accéder aux réglages. Régler pour optimiser.
Sub brightness	SUB BRIGHT 000	Optimiser les réglages

WAVEFORM PATTERN TABLE TABLEAU DE MIRES DE FORMA D'ONDES

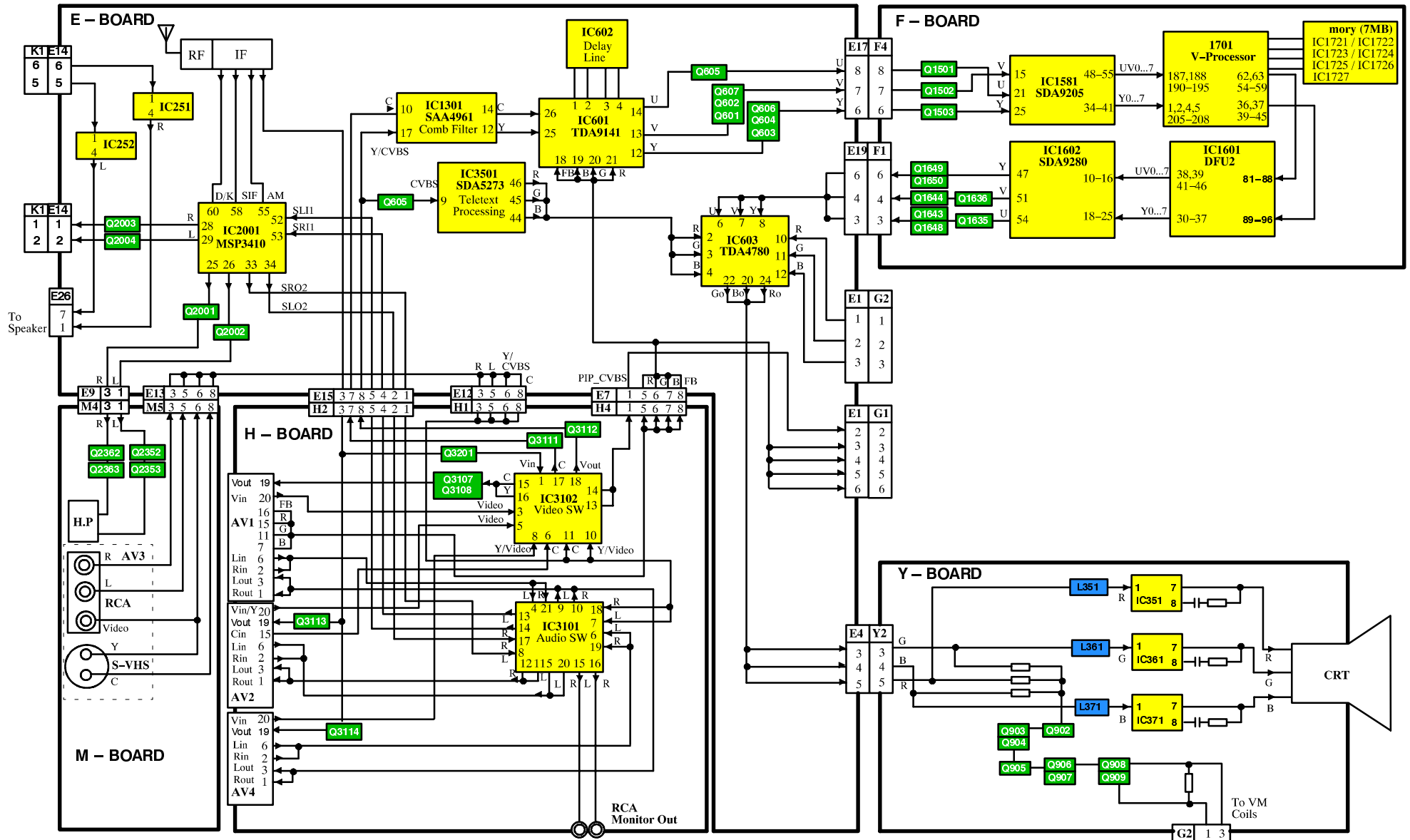
NOTE: All waveforms have been taken using a standard colour bar pattern

REMARQUE: Tous les oscillogrammes ont été relevés avec une mire de barres couleur standard.

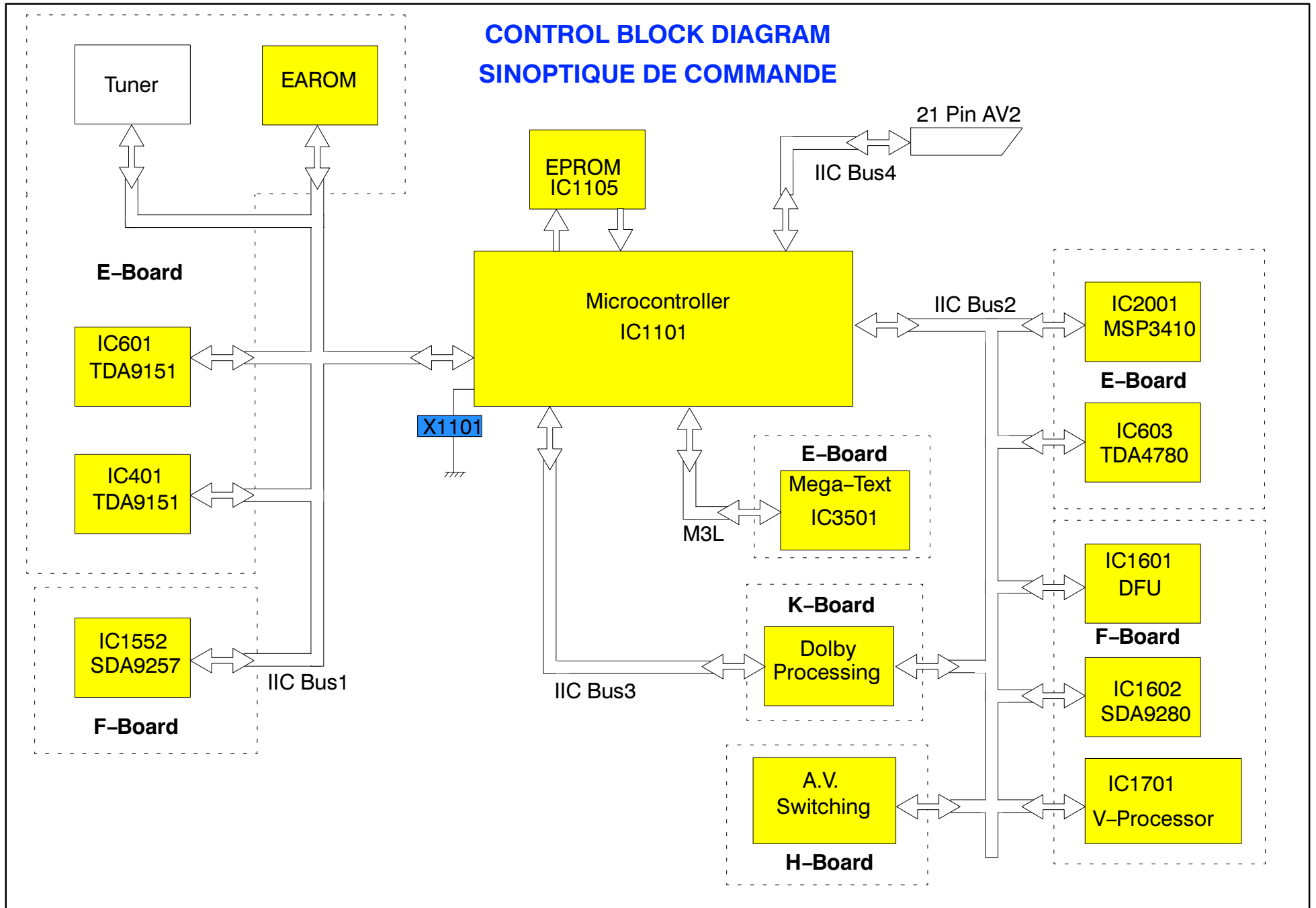
<p>RED DRIVE TPY1</p>  <p>32µS 130V</p>	<p>GREEN DRIVE TPY2</p>  <p>32µS 100V</p>	<p>BLUE DRIVE TPY3</p>  <p>32µS 100V</p>
<p>RED OUTPUT IC 603 PIN 24</p>  <p>32µS 2.8V</p>	<p>GREEN OUTPUT IC 603 PIN 22</p>  <p>32µS 2.7V</p>	<p>BLUE OUTPUT IC 603 PIN 20</p>  <p>32µS 2.8V</p>
<p>HORIZONTAL SYNC IC 3501 PIN 4</p>  <p>32µS 2.5V</p>	<p>VERTICAL SYNC IC 3501 PIN 3</p>  <p>10mS 4.2V</p>	<p>VERT OUTPUT IC (INPUT) IC 451 PIN 1</p>  <p>10mS 1.2V</p>
<p>LUMINANCE IN IC601 PIN 26</p>  <p>64µS 1V</p>	<p>CHROMINANCE IN IC601 PIN 25</p>  <p>64µS 0.6V</p>	<p>VERTICAL OUTPUT (DRIVE) IC 451 PIN 9</p>  <p>10mS 40V</p>
<p>HORIZONTAL OUTPUT IC401 PIN 20</p>  <p>32µS 3.8V</p>		

VIDEO AND AUDIO SIGNAL PROCESSING BLOCK DIAGRAM

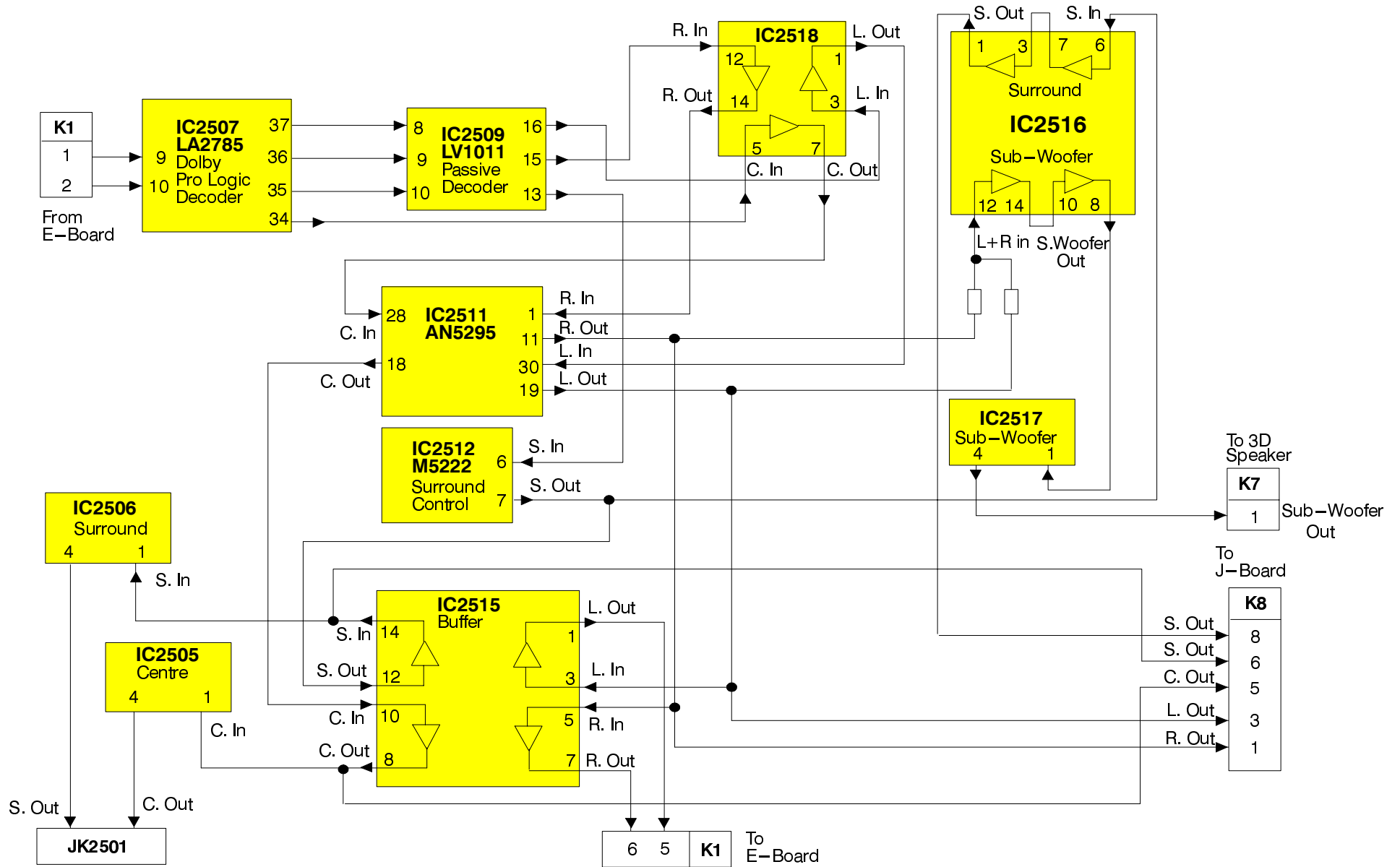
SINOPTIQUE VIDEO / AUDIO



CONTROL BLOCK DIAGRAM SINOPTIQUE DE COMMANDE



DOLBY PRO LOGIC PROCESSING SINOPTIQUE DOLBY PRO LOGIC



PARTS LOCATION

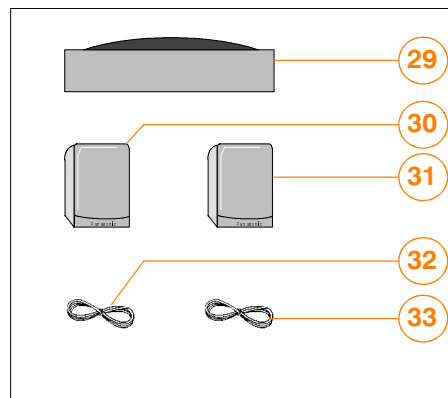
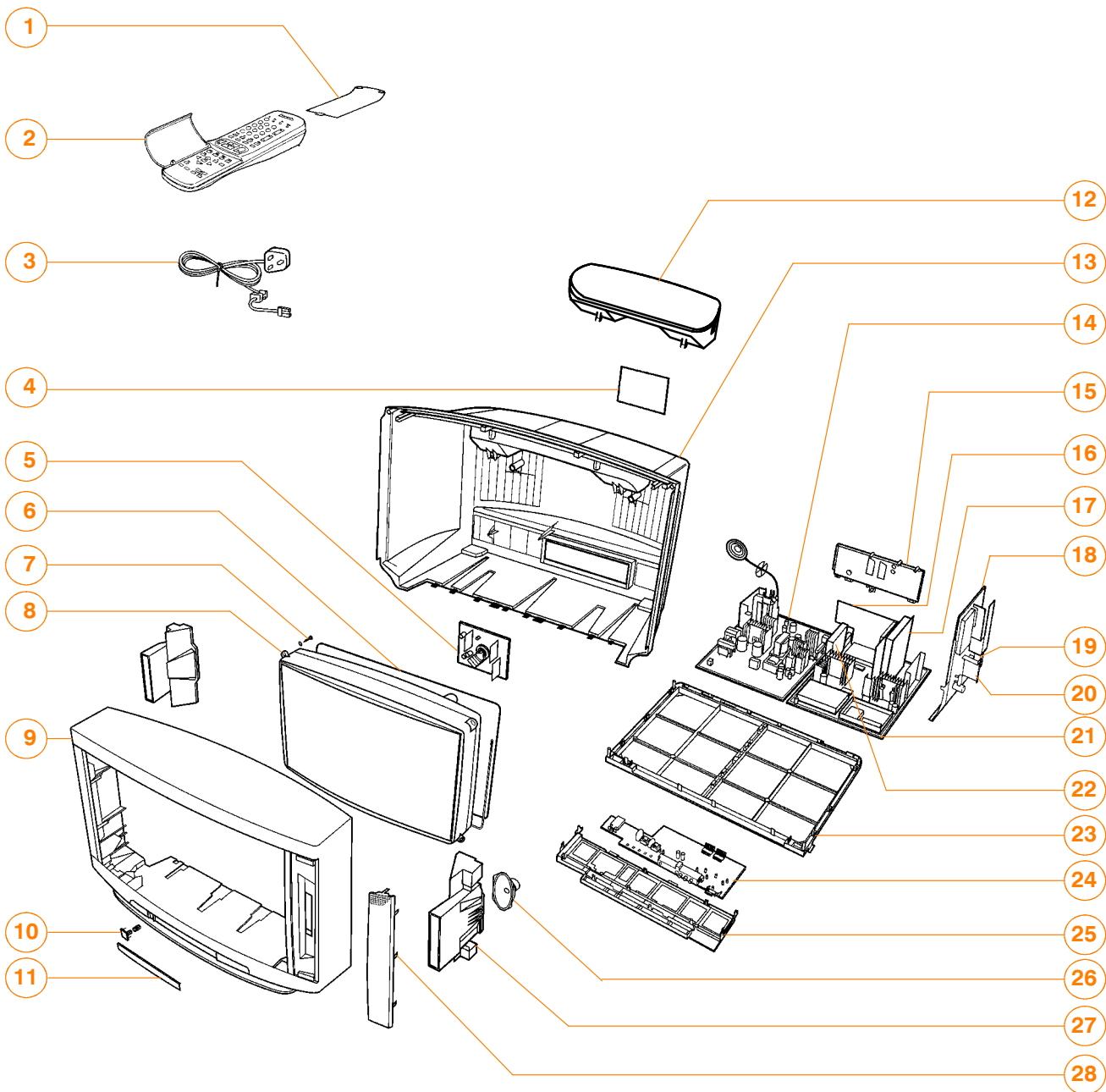
NOTE :

The numbers on the exploded view below refer to the miscellaneous section of the Replacement Parts List.

EMPLACEMENT DES PIÈCES

REMARQUE :

Les numéros sur les pièces mécaniques indiquent les NO. de réf. de la liste des pièces de rechange.



REPLACEMENT PARTS LIST

Important Safety Notice

Components identified by Δ mark have special characteristics important for safety. When replacing any of these components, use only manufacturer's specified parts.

LISTE DES PIÈCES DE RECHANGE

Remarque importante pour la sécurité

Les éléments portant la indication Δ possèdent des caractéristiques de sécurité spéciales Lors du remplacement de l'une quelconque des ces pièces, n'utiliser que celles spécifiées par la fabricant.

Ref No.	Part No.	Description
MISCELLANEOUS COMPONENTS		
1)	UR51EC780	BATTERY COVER (REMOTE)
2)	EUR51926	REMOTE CONTROL
3)	TSX8E0020	POWER CORD Δ
4)	TQF8E2511	MODEL LABEL
5)	TNPA0292AA	Y P.C.B. Δ
6)	TLK8E05123	DEGAUSS COIL Δ
7)	THT1062	CRT FIXING SCREW
8)	W76LFC185X05	CRT
9)	TKY8E110	CABINET Δ
10)	TBX8E033	POWER BUTTON
11)	TKP8E1149	LID
12)	EAB10102B2	SUPER 3D BASS SPEAKER
13)	TKU8E00290	BACK COVER Δ
14)	TNPA0295AY	D P.C.B. Δ
15)	TKP8E1162	AV PANEL
16)	TNPA0293AK	H P.C.B. Δ
17)	TNPA0294AE	F P.C.B. Δ
18)	TNPA0370AD	K P.C.B. Δ
19)	TNPA0458AA	J P.C.B. Δ
20)	TNP8EC002AC	C P.C.B. Δ
21)	TNPH0063BB	E P.C.B. Δ
22)	TNPA0317AB	B P.C.B. Δ
23)	TMX8E014	CHASSIS FRAME
24)	TNPA0291AB	M P.C.B. Δ
25)	TMW8E023	CONTROL BRACKET
26)	EAGG1218F2	SPEAKER
27)	TKK8E026	SPEAKER REFLECTOR
28)	TKP8E1148	SPEAKER NET
29)	EAS8E050-B	DOLBY CENTER SPEAKER
30)	EAS8E002-A	DOLBY REAR SPEAKER
31)	EAS8E002-A	DOLBY REAR SPEAKER
32)	TSX8E0015S	DOLBY SPEAKER WIRE 12M
33)	TSX8E0015S	DOLBY SPEAKER WIRE 12M
	PCS-068A-1	68 PIN I.C. SOCKET
	TBM8E1532-2	PRESET PANEL
	TBM8E1728	PANASONIC BADGE
	ENV57D03G3	TUNER Δ
	TLK8E05124	GEOMAGNETIC CORRECTION COIL
	TBM8E1777	A.V. LABEL
	TEK6940	LID CATCHER
	TKP8E1160	FRONT PANEL RIGHT
	TKP8E1167	FRONT PANEL LEFT
	TLT100K991R	COIL
	TMW8E017	L.E.D.HOLDER
	TMX8E015	PCB SUPPORT BRACKET
	TQB8E2379A	GERMAN INST BOOK Δ
	TQB8E2379B	DUTCH INST BOOK Δ
	TQB8E2379C	ITALIAN INST BOOK Δ
	TQB8E2379D	FRENCH INST BOOK Δ
	TQB8E2379E	SPANISH INST BOOK Δ
	TQB8E2379F	SWEDISH INST BOOK Δ
	TQB8E2379G	NORWEGIAN INST BOOK Δ
	TQB8E2379H	SUOMI INST BOOK Δ
	TQB8E2379K	DANISH INST BOOK Δ
	TQA8E2054	SCHEMATIC BROADSHEET (ITALY)
	TPC8E4653	OUTER CARTON

Ref No.	Part No.	Description
	TPC8E4690	OUTER CARTON
	TPD8E621	TOP CUSHION
	TPD8E622	BOTTOM CUSHION
	TPD8E642	CUSHION SET DOLBY SPEAKER
	UM-3DJ-2P	BATTERY SET
	31221212478	FIX CLIP
	TES4537	SPRING
	F9-4-220	RELAY
	ERC12GK825	SOLID 0.5W 10% 8M2 Ω
	ERDS1TJ6R8	CARBON 0.5W 5% 6R8 Ω
INTEGRATED CIRCUITS		
IC101	TDA9814TV3	VIF
IC251	TDA2030AV	AUDIO AMPLIFIER
IC252	TDA2030AV	AUDIO AMPLIFIER
IC351	TDA6111	RGB OUTPUT
IC361	TDA6111	RGB OUTPUT
IC371	TDA6111	RGB OUTPUT
IC401	TDA9151-B	DEFLECTION CONTROL
IC451	TDA8350Q/N5	VERTICAL OUTPUT
IC601	TDA9143-N1	COLOUR DECODER
IC602	TDA4665-V4	DELAY LINE
IC603	TDA4780	RGB VIDEO PROCESSOR
IC801	AN8029	POWER SUPPLY
IC845	SE140N	ERROR AMPLIFIER
IC851	TL431ACLPM	COIL
IC852	TL431ACLPM	COIL
IC1051	RPM-637CBRS1	LED RECEIVER
IC1101	SDA30C164-2	MICRO PROCESSOR
IC1102	S-80745AL-Z	RESET
IC1103	MN1280R	RESET
IC1104	X24C0301UJ	EAROM
IC1105	27C2001-D01	EPROM
IC1301	SAA4961	COMB FILTER
IC1551	SN74F04DR	CLOCK
IC1552	SDA9257	CLOCK GENERATOR
IC1581	SDA9205-2GEG	A/D CONVERTER
IC1601	UPD93213GF	DFU
IC1602	SDA9280B22GE	VIDEO PROCESSOR
IC1701	MB87D202A	VIDEO PROCESSOR
IC1721	SDA9251-2XGE	RAM
IC1722	SDA9251-2XGE	RAM
IC1723	SDA9251-2XGE	RAM
IC1724	SDA9251-2XGE	RAM
IC1725	SDA9251-2XGE	RAM
IC1726	SDA9251-2XGE	RAM
IC1727	SDA9251-2XGE	RAM
IC1901	LA6515	EARTH CORRECTION
IC2001	MSP3410DPPB4	AUDIO PROCESSOR
IC2501	STR10006-M	SWITCHABLE POWER SUPPLY
IC2502	L78M12MRB	12V REGULATOR
IC2503	L78M05MRB	5V REGULATOR
IC2505	TDA2030AV	AUDIO AMPLIFIER
IC2506	TDA2030AV	AUDIO AMPLIFIER
IC2507	LA2785	DOLBY ENCODER
IC2508	AN7809FLB	9V REGULATOR
IC2509	LV1011	DOLBY MATRIX
IC2511	AN5295NK	AUDIO CONTROL

Ref No.	Part No.	Description
IC2512	M5222P	SURROUND VOLUME CONTROL
IC2513	MC68HC-E01AA	MICRO PROCESSOR
IC2514	MN1280R	RESET
IC2515	AN6554	OPERATIONAL AMPLIFIER
IC2516	AN6554	OPERATIONAL AMPLIFIER
IC2517	TDA2030AV	AUDIO AMPLIFIER
IC2518	AN6554	OPERATIONAL AMPLIFIER
I2801	AN6554NSF-E2	OPERATIONAL AMPLIFIER
IC3101	TEA6420	AUDIO SWITCH
IC3102	TEA6415C	VIDEO SWITCH
IC3501	SDA5273S/134	MEGA TEXT
IC3502	M514256B70RS	DRAM
IC3801	AN7808LB	8V REGULATOR
IC3803	AN7805LB	5V REGULATOR
IC3804	AN7809FLB	9V REGULATOR
IC3805	AN78L08TA	8V REGULATOR

CAPACITORS

C002	ECUV1H102JCX	S.M.CAP	50V	1nF
C003	ECA1HM101GB	ELECT	50V	100µF
C004	ECUV1H102JCX	S.M.CAP	50V	1nF
C005	ECUV1H102JCX	S.M.CAP	50V	1nF
C006	ECUV1H102JCX	S.M.CAP	50V	1nF
C007	ECUV1H102JCX	S.M.CAP	50V	1nF
C009	ECA1HMR22GB	ELECT	50V	0.22µF
C010	ECUV1H102KBX	S.M.CAP	50V	1nF
C014	ECUV1H103ZFX	S.M.CAP	50V	10nF
C015	ECUV1H390JCX	S.M.CAP	50V	39pF
C016	ECUV1H390JCX	S.M.CAP	50V	39pF
C017	ECA1CM470GB	ELECT	16V	47µF
C019	ECUV1H561JCX	S.M.CAP	50V	560pF
C020	ECUV1H103ZFX	S.M.CAP	50V	10nF
C022	ECUV1H103ZFX	S.M.CAP	50V	10nF
C023	ECUV1H681JCX	S.M.CAP	50V	680pF
C024	ECUV1H103ZFX	S.M.CAP	50V	10nF
C025	ECUV1H101JCX	S.M.CAP	50V	100pF
C026	ECUV1H681JCX	S.M.CAP	50V	680pF
C101	ECUV1H104ZFX	S.M.CAP	50V	100nF
C106	ECUV1H104ZFX	S.M.CAP	50V	100nF
C108	ECUV1H104ZFX	S.M.CAP	50V	100nF
C109	ECUV1H104ZFX	S.M.CAP	50V	100nF
C111	ECUV1H103ZFX	S.M.CAP	50V	10nF
C113	ECUV1H393KBX	S.M.CAP	50V	39nF
C115	ECUV1H104ZFX	S.M.CAP	50V	100nF
C116	ECUV1H030CPX	S.M.CAP	50V	30pF
C117	ECUV1H070DTX	S.M.CAP	50V	70pF
C118	ECEA1CKA100	ELECT	16V	10µF
C120	ECEA1HKA2R2	ELECT	50V	2.2µF
C121	ECEA1HKA2R2	ELECT	50V	2.2µF
C122	ECUV1C105ZFX	S.M.CAP	16V	1000nF
C123	ECEA1HKA2R2	ELECT	50V	2.2µF
C124	ECUV1H471JCX	S.M.CAP	50V	470pF
C125	ECUV1H104ZFX	S.M.CAP	50V	100nF
C126	ECUV1H104ZFX	S.M.CAP	50V	100nF
C127	ECEA1CKA100	ELECT	16V	10µF
C128	ECUV1H102KBX	S.M.CAP	50V	1nF
C129	ECEA1CKA100	ELECT	16V	10µF
C130	ECUV1H104ZFX	S.M.CAP	50V	100nF
C131	ECUV1H102KBX	S.M.CAP	50V	1nF
C132	ECUV1H102KBX	S.M.CAP	50V	1nF
C133	ECUV1H102KBX	S.M.CAP	50V	1nF
C134	ECUV1H104ZFX	S.M.CAP	50V	100nF
C135	ECEA1CKA100	ELECT	16V	10µF
C136	ECUV1H104ZFX	S.M.CAP	50V	100nF
C137	ECUV1H100DCX	S.M.CAP	50V	10pF
C138	ECUV1H151JCX	S.M.CAP	50V	150pF
C139	ECUV1H104ZFX	S.M.CAP	50V	100nF
C140	ECUV1H151JCX	S.M.CAP	50V	150pF
C142	ECUV1H100DCX	S.M.CAP	50V	10pF
C143	ECUV1H220JCX	S.M.CAP	50V	22pF

Ref No.	Part No.	Description
C144	ECUV1H151JCX	S.M.CAP 50V 150pF
C145	ECUV1H151JCX	S.M.CAP 50V 150pF
C146	ECUV1H120JCX	S.M.CAP 50V 12pF
C148	ECUV1H103ZFX	S.M.CAP 50V 10nF
C150	ECEA1CKA100	ELECT 16V 10µF
C151	ECUV1H104ZFX	S.M.CAP 50V 100nF
C152	ECUV1H104ZFX	S.M.CAP 50V 100nF
C153	ECUV1H120JCX	S.M.CAP 50V 12pF
C158	ECUV1H103ZFX	S.M.CAP 50V 10nF
C159	ECUV1H080CCX	S.M.CAP 50V 80pF
C251	ECQM1H474J	FILM 50V 470nF
C252	ECUV1H222JCX	S.M.CAP 50V 2.2nF
C253	ECUV1H473KBX	S.M.CAP 50V 47nF
C254	ECUV1H103KBX	S.M.CAP 50V 10nF
C255	ECEA1CN100	ELECT 16V 10µF
C256	ECA1HM330B	ELECT 50V 33µF
C257	ECA1HM100GB	ELECT 50V 10µF
C258	ECQM1H474J	FILM 50V 470nF
C259	ECUV1H222JCX	S.M.CAP 50V 2.2nF
C260	ECUV1H473KBX	S.M.CAP 50V 47nF
C261	ECUV1H103KBX	S.M.CAP 50V 10nF
C262	ECEA1CN100	ELECT 16V 10µF
C263	ECA1HM330B	ELECT 50V 33µF
C264	ECA1HM100GB	ELECT 50V 10µF
C265	ECUV1H333KBX	S.M.CAP 50V 33nF
C266	ECUV1H333KBX	S.M.CAP 50V 33nF
C267	ECUV1H103ZFX	S.M.CAP 50V 10nF
C268	ECUV1H223ZFX	S.M.CAP 50V 22µF
C269	ECA1EM222GB	ELECT 25V 2.2µF
C270	ECA1EM222GB	ELECT 25V 2.2µF
C271	ECA1HM010GB	ELECT 50V 1µF
C272	ECA1HM010GB	ELECT 50V 1µF
C273	ECA1HM010GB	ELECT 50V 1µF
C274	ECA1HM010GB	ELECT 50V 1µF
C275	ECUV1H473KBX	S.M.CAP 50V 47nF
C276	ECUV1H473KBX	S.M.CAP 50V 47nF
C277	ECEA1HU471	ELECT 50V 470µF
C281	ECUV1H104ZFX	S.M.CAP 50V 100nF
C282	ECUV1H561JCX	S.M.CAP 50V 560pF
C283	ECUV1H561JCX	S.M.CAP 50V 560pF
C352	ECUV1H224ZFX	S.M.CAP 50V 0.22µF
C353	ECUV1H103KBX	S.M.CAP 50V 10nF
C354	ECKC2H103J	CERAMIC 50V 10nF
C355	ECKC2H102J	CERAMIC 500V 1nF
C362	ECUV1H224ZFX	S.M.CAP 50V 0.22µF
C363	ECUV1H103KBX	S.M.CAP 50V 10nF
C364	ECKC2H103J	CERAMIC 50V 10nF
C365	ECKC2H102J	CERAMIC 500V 1nF
C372	ECUV1H224ZFX	S.M.CAP 50V 0.22µF
C373	ECUV1H103KBX	S.M.CAP 50V 10nF
C374	ECKC2H103J	CERAMIC 50V 10nF
C375	ECKC2H102J	CERAMIC 500V 1nF
C381	ECA1HM101GB	ELECT 50V 100µF
C382	ECA1CM471GB	ELECT 16V 470µF
C383	ECUV1H103KBX	S.M.CAP 50V 10nF
C384	ECQM2104KZ	FILM 250V 100nF
C385	ECEA2EU220	ELECT 250V 22µF
C386	ECKC3D152J	CERAMIC 2KV 1.5nF
C395	ECQM1H104J	FILM 50V 100nF
C402	ECUV1H104ZFX	S.M.CAP 50V 100nF
C403	ECA1AM332E	ELECT 10V 3.3µF
C404	ECUV1H104ZFX	S.M.CAP 50V 100nF
C405	ECUV1H104ZFX	S.M.CAP 50V 100nF
C406	ECUV1H471JCX	S.M.CAP 50V 470pF
C409	ECUV1H101JCX	S.M.CAP 50V 100pF
C413	ECUV1H561KBX	S.M.CAP 50V 560pF
C451	ECUV1H104ZFX	S.M.CAP 50V 100nF
C452	ECA1EM332E	ELECT 25V 3.3µF
C453	ECEA1HU101	ELECT 50V 100µF
C455	ECEA1HN100	ELECT 50V 10µF
C456	ECQV1104JZ3	FILM 100V 100nF
C457	ECUV1H102JCX	S.M.CAP 50V 1nF

Ref No.	Part No.	Description		
C461	ECUV1C224KBX	S.M.CAP	16V 220nF	
C462	ECKC3A471J	CERAMIC	1KV 470pF	△
C463	ECUV1H102KBX	S.M.CAP	50V 1nF	
C464	ECKC1H102J	CERAMIC	50V 1000pF	
C501	ECQM1H224J	FILM	50V 220nF	
C502	ECQM2683JZ	FILM	250V 68nF	
C503	ECKC2H102J	CERAMIC	500V 1nF	△
C504	ECQB1H223K	FILM	50V 22nF	
C506	ECKC2H102J	CERAMIC	500V 1nF	△
C552	ECWH15H102J	FILM	1500V 1nF	
C553	ECQP1223JZW	FILM	100V 22nF	
C555	ECWH15H622J	FILM	1500V 6.2nF	
C556	ECEA2CNR47SB	ELECT	160V R47μF	
C557	ECKC2H331J	CERAMIC	500V 330pF	△
C558	ECA2EM330B	ELECT	250V 33μF	
C559	ECKC2H101J	CERAMIC	500V 100pF	△
C560	ECA1EM332E	ELECT	25V 3.3μF	
C561	ECKC2H561J	CERAMIC	500V 560pF	△
C562	ECA1JM220B	ELECT	63V 22μF	
C563	TAC7A2D564JC	CERAMIC	0.56μF	
C564	ECKC1H472J	CERAMIC	50V 4.7nF	
C565	ECQP1223JZW	FILM	100V 22nF	
C571	ECQV1H105JZ	FILM	50V 1μF	
C572	ECWH15H682J	FILM	1500V 6.8nF	
C573	ECQF4153JZH	FILM	400V 15nF	
C574	TAC1114Z564A	CERAMIC	400V 0.56μF	
C575	TAC1114Z564A	CERAMIC	400V 0.56μF	
C577	TAC1114Z105A	CERAMIC	400V 1μF	
C580	ECKC1H103JB	CERAMIC	50V 10nF	
C581	ECQF4153JZH	FILM	400V 15nF	
C584	ECKC3D391J	CERAMIC	2KV 390pF	△
C585	ECKC3A471J	CERAMIC	1KV 470pF	△
C586	ECKC1H103JB	CERAMIC	50V 10nF	
C601	ECUV1H104ZFX	S.M.CAP	50V 100nF	
C602	ECUV1H104ZFX	S.M.CAP	50V 100nF	
C603	ECUV1H104ZFX	S.M.CAP	50V 100nF	
C604	ECUV1H104ZFX	S.M.CAP	50V 100nF	
C605	ECUV1H104ZFX	S.M.CAP	50V 100nF	
C606	ECUV1H104ZFX	S.M.CAP	50V 100nF	
C608	ECUV1H104ZFX	S.M.CAP	50V 100nF	
C609	ECUV1H180JCX	S.M.CAP	50V 18pF	
C610	ECUV1H150JCX	S.M.CAP	50V 15pF	
C611	ECUV1H104ZFX	S.M.CAP	50V 100nF	
C612	ECUV1H332ZFX	S.M.CAP	50V 3.3nF	
C613	ECUV1C474ZFX	S.M.CAP	16V 0.47μF	
C614	ECUV1H332ZFX	S.M.CAP	50V 3.3nF	
C615	ECUV1H104ZFX	S.M.CAP	50V 100nF	
C616	ECUV1H104ZFX	S.M.CAP	50V 100nF	
C617	ECA1CM220GB	ELECT	16V 22μF	
C618	ECUV1H104ZFX	S.M.CAP	50V 100nF	
C619	ECUV1H104ZFX	S.M.CAP	50V 100nF	
C620	ECUV1H104ZFX	S.M.CAP	50V 100nF	
C621	ECUV1H104ZFX	S.M.CAP	50V 100nF	
C622	ECUV1H104ZFX	S.M.CAP	50V 100nF	
C623	ECUV1H103ZFX	S.M.CAP	50V 10nF	
C624	ECUV1H103ZFX	S.M.CAP	50V 10nF	
C625	ECUV1H103ZFX	S.M.CAP	50V 10nF	
C626	ECUV1H103ZFX	S.M.CAP	50V 10nF	
C627	ECUV1H103ZFX	S.M.CAP	50V 10nF	
C628	ECUV1H103ZFX	S.M.CAP	50V 10nF	
C629	ECUV1H103ZFX	S.M.CAP	50V 10nF	
C630	ECUV1H103ZFX	S.M.CAP	50V 10nF	
C631	ECUV1H103ZFX	S.M.CAP	50V 10nF	
C632	ECUV1H103ZFX	S.M.CAP	50V 10nF	
C633	ECUV1H470JCX	S.M.CAP	50V 47pF	
C634	ECA1CM221GB	ELECT	16V 220μF	
C635	ECA1HM220GB	ELECT	50V 22μF	
C636	ECA1HM010GB	ELECT	50V 1μF	
C637	ECQM1H224J	FILM	50V 220nF	
C638	ECA1HM010GB	ELECT	50V 1μF	
C639	ECQM1H224J	FILM	50V 220nF	
C640	ECQM1H224J	FILM	50V 220nF	

Ref No.	Part No.	Description		
C641	ECQM1H224J	FILM	50V 220nF	
C642	ECA1AM470GB	ELECT	10V 47μF	
C643	ECUV1H104ZFX	S.M.CAP	50V 100nF	
C644	ECA1CM470GB	ELECT	16V 47μF	
C645	ECUV1H104ZFX	S.M.CAP	50V 100nF	
C646	ECUV1H104ZFX	S.M.CAP	50V 100nF	
C647	ECEA1CN470	ELECT	16V 47μF	
C648	ECEA1CN470	ELECT	16V 47μF	
C651	ECUV1H820JCX	S.M.CAP	50V 82pF	
C654	ECUV1H393KBX	S.M.CAP	50V 39nF	
C655	ECUV1E563KBX	S.M.CAP	25V 56nF	
C657	ECUV1C474ZFX	S.M.CAP	16V 0.47μF	
C659	ECUV1H821KBX	S.M.CAP	50V 820pF	
C661	ECUV1H103ZFX	S.M.CAP	50V 10nF	
C662	ECUV1H470JCX	S.M.CAP	50V 47pF	
C663	ECUV1H150JCX	S.M.CAP	50V 15pF	
C703	ECUV1C224KBX	S.M.CAP	16V 220nF	
C752	ECKC2H103J	CERAMIC	50V 10nF	△
C803	ECQE2A474MWB	FILM	100V 0.47μF	
C804	222233510154	CAPACITOR	0.15μF	
C806	ECQE6104K	FILM	600V 100nF	△
C807	ECQB1H473K	FILM	50V 47nF	
C808	ECQB1H333J	FILM	50V 33nF	
C810	222233510154	CAPACITOR	0.15μF	
C811	ECQB1H104J	FILM	50V 100nF	
C812	ECQB1H222J	FILM	50V 2200pF	
C813	ECKC2H472J	CERAMIC	500V 4.7nF	△
C814	ECKC2H472J	CERAMIC	500V 4.7nF	△
C815	ECA1CM331B	ELECT	16V 330μF	
C816	ECQB1H122J	FILM	50V 1.2nF	
C817	ECKC2H472J	CERAMIC	500V 4.7nF	△
C818	ECKC2H472J	CERAMIC	500V 4.7nF	△
C819	ECOS2GG181NGE	ELECT	400V 180μF	△
C820	ECOS2GG181NGE	ELECT	400V 180μF	△
C821	ECQB1H222J	FILM	50V 2200pF	
C822	ECKC3D102J	CERAMIC	2KV 1nF	△
C823	EEUFA1V221B	CERAMIC	35V 220pF	
C824	ECQB1H121KF3	FILM	50V 0pF	
C826	ECQB1H473K	FILM	50V 47nF	
C827	ECKCNS332J	CERAMIC	1.2KV 3.3nF	△
C830	ECQE4105JFW	FILM	400V 1μF	
C831	ECKC3D471JB	CERAMIC	2KV 470pF	△
C833	ECQB1H682K	FILM	50V 6.8nF	
C834	ECQB1H471KF3	FILM	50V 470pF	
C835	ECQB1H152K	FILM	50V 1.5nF	
C849	ECKC2H471J	CERAMIC	500V 470pF	△
C851	ECQM1H104J	FILM	50V 100nF	
C852	ECKC3D102J	CERAMIC	2KV 1nF	△
C853	ECA1CM471GB	ELECT	16V 470μF	
C854	ECA1EM471GB	ELECT	25V 470μF	
C855	ECEA1HU102	ELECT	50V 1000μF	
C856	ECEA1HU471	ELECT	50V 470μF	
C857	ECA1EM471GB	ELECT	25V 470μF	
C858	ECOS2EA271BB	ELECT	250V 270pF	
C859	ECKC2H471J	CERAMIC	500V 470pF	△
C861	ECOS2EA221AB	ELECT	250V 220μF	
C863	ECA1EM222GB	ELECT	25V 2.2μF	
C864	ECA0JM102GB	ELECT	6.3V 1μF	
C866	ECA1HM101GB	ELECT	50V 100μF	
C867	ECA1CM222GB	ELECT	16V 2200μF	
C868	ECA1CM100GB	ELECT	16V 10μF	
C871	ECA0JM102GB	ELECT	6.3V 1μF	
C872	ECA1CM222GB	ELECT	16V 2200μF	
C901	ECUV1H030CCX	S.M.CAP	50V 30pF	
C902	ECA1VM101GB	ELECT	35V 100μF	
C903	ECA1CM470GB	ELECT	16V 47μF	
C904	ECUV1H103ZFX	S.M.CAP	50V 10nF	
C905	ECA1CM100GB	ELECT	16V 10μF	
C906	ECUV1H151JCX	S.M.CAP	50V 150pF	
C908	ECUV1H151JCX	S.M.CAP	50V 150pF	
C909	ECKC2H472J	CERAMIC	500V 4.7nF	△

Ref No.	Part No.	Description			
C910	ECKC2H472J	CERAMIC	500V	4.7nF	△
C911	ECUV1H151JCX	S.M.CAP	50V	150pF	
C912	ECEA2EU220	ELECT	250V	22µF	
C913	ECA1HM101GB	ELECT	50V	100µF	
C914	ECA1HM101GB	ELECT	50V	100µF	
C915	ECA1CM471GB	ELECT	16V	470µF	
C916	ECEA2EU220	ELECT	250V	22µF	
C917	ECA1HM100GB	ELECT	50V	10µF	
C918	ECUV1H103ZFX	S.M.CAP	50V	10nF	
C919	ECCR2H270J	CERAMIC	500V	27pF	
C1051	ECKC1H101J	CERAMIC	50V	100pF	
C1052	ECA1VM470B	ELECT	35V	47µF	
C1053	ECKC1H103JB	CERAMIC	50V	10nF	
C1102	ECUV1H104ZFX	S.M.CAP	50V	100nF	
C1103	ECUV1H104ZFX	S.M.CAP	50V	100nF	
C1104	ECA0JM101G	ELECT	6.3V	100µF	
C1105	ECUV1H330JCX	S.M.CAP	50V	33pF	
C1106	ECUV1H330JCX	S.M.CAP	50V	33pF	
C1107	ECUV1H391JCX	S.M.CAP	50V	390pF	
C1108	ECUV1H103ZFX	S.M.CAP	50V	10nF	
C1109	ECUV1H472KBX	S.M.CAP	50V	4.7nF	
C1110	ECUV1H104ZFX	S.M.CAP	50V	100nF	
C1111	ECUV1H101JCX	S.M.CAP	50V	100pF	
C1112	ECUV1H103ZFX	S.M.CAP	50V	10nF	
C1113	ECUV1H102JCX	S.M.CAP	50V	1nF	
C1114	ECUV1H102JCX	S.M.CAP	50V	1nF	
C1115	ECUV1H102JCX	S.M.CAP	50V	1nF	
C1126	ECUV1H104ZFX	S.M.CAP	50V	100nF	
C1127	ECUV1H104ZFX	S.M.CAP	50V	100nF	
C1129	ECA1AM470GB	ELECT	10V	47µF	
C1130	ECUV1H104ZFX	S.M.CAP	50V	100nF	
C1131	ECUV1H101JCX	S.M.CAP	50V	100pF	
C1133	ECUV1C184KBX	S.M.CAP	16V	0.18µF	
C1134	ECUV1H103KBX	S.M.CAP	50V	10nF	
C1135	ECUV1H103ZFX	S.M.CAP	50V	10nF	
C1136	ECUV1H101JCX	S.M.CAP	50V	100pF	
C1137	ECUV1H102KBX	S.M.CAP	50V	1nF	
C1138	ECUV1H104ZFX	S.M.CAP	50V	100nF	
C1302	ECUV1H150JCX	S.M.CAP	50V	15pF	
C1304	ECUV1H103ZFX	S.M.CAP	50V	10nF	
C1305	ECA1HM101GB	ELECT	50V	100µF	
C1306	ECUV1H104ZFX	S.M.CAP	50V	100nF	
C1307	ECUV1H104ZFX	S.M.CAP	50V	100nF	
C1308	ECA1HM101GB	ELECT	50V	100µF	
C1309	ECUV1H104ZFX	S.M.CAP	50V	100nF	
C1310	ECUV1H104ZFX	S.M.CAP	50V	100nF	
C1311	ECUV1H104ZFX	S.M.CAP	50V	100nF	
C1312	ECUV1H104ZFX	S.M.CAP	50V	100nF	
C1313	ECUV1H104ZFX	S.M.CAP	50V	100nF	
C1314	ECUV1H104ZFX	S.M.CAP	50V	100nF	
C1315	ECUV1H104ZFX	S.M.CAP	50V	100nF	
C1316	ECA1HM101GB	ELECT	50V	100µF	
C1317	ECUV1H104ZFX	S.M.CAP	50V	100nF	
C1318	ECA1HM101GB	ELECT	50V	100µF	
C1321	ECUV1H104ZFX	S.M.CAP	50V	100nF	
C1322	ECUV1H101JCX	S.M.CAP	50V	100pF	
C1323	ECA1HM101GB	ELECT	50V	100µF	
C1324	ECA1HM101GB	ELECT	50V	100µF	
C1325	ECUV1H103ZFX	S.M.CAP	50V	10nF	
C1326	ECUV1H104ZFX	S.M.CAP	50V	100nF	
C1327	ECUV1H104ZFX	S.M.CAP	50V	100nF	
C1508	ECUV1H103KBX	S.M.CAP	50V	10nF	
C1509	ECA1CM100GB	ELECT	16V	10µF	
C1518	ECA1HM101GB	ELECT	50V	100µF	
C1519	ECA1CM470GB	ELECT	16V	47µF	
C1520	ECA1CM470GB	ELECT	16V	47µF	
C1521	ECUV1H390JCX	S.M.CAP	50V	39pF	
C1524	ECUV1H221JCX	S.M.CAP	50V	220pF	
C1525	ECUV1H391JCX	S.M.CAP	50V	390pF	
C1528	ECUV1H390JCX	S.M.CAP	50V	39pF	
C1529	ECUV1H221JCX	S.M.CAP	50V	220pF	
C1531	ECUV1H391JCX	S.M.CAP	50V	390pF	

Ref No.	Part No.	Description			
C1532	ECUV1H151JCX	S.M.CAP	50V	150pF	
C1533	ECUV1H750JCX	S.M.CAP	50V	75pF	
C1534	ECUV1H391JCX	S.M.CAP	50V	390pF	
C1537	ECA0JM102GB	ELECT	6.3V	1µF	
C1552	ECUV1H104ZFX	S.M.CAP	50V	100nF	
C1554	ECUV1H104ZFX	S.M.CAP	50V	100nF	
C1555	ECA0JM331GB	ELECT	6.3V	330µF	
C1556	ECUV1H270JCX	S.M.CAP	50V	27pF	
C1557	ECUV1H270JCX	S.M.CAP	50V	27pF	
C1559	ECUV1H103KBX	S.M.CAP	50V	10nF	
C1560	ECUV1H103KBX	S.M.CAP	50V	10nF	
C1561	ECUV1H104ZFX	S.M.CAP	50V	100nF	
C1562	ECA0JM331GB	ELECT	6.3V	330µF	
C1564	ECUV1H104ZFX	S.M.CAP	50V	100nF	
C1575	ECUV1H104ZFX	S.M.CAP	50V	100nF	
C1576	ECUV1H104ZFX	S.M.CAP	50V	100nF	
C1577	ECA1CM470GB	ELECT	16V	47µF	
C1579	ECUV1H104ZFX	S.M.CAP	50V	100nF	
C1580	ECUV1H104ZFX	S.M.CAP	50V	100nF	
C1583	ECUV1H104ZFX	S.M.CAP	50V	100nF	
C1584	ECUV1H104ZFX	S.M.CAP	50V	100nF	
C1585	ECUV1H104ZFX	S.M.CAP	50V	100nF	
C1586	ECUV1H104ZFX	S.M.CAP	50V	100nF	
C1588	ECA1CM470GB	ELECT	16V	47µF	
C1590	ECUV1H104ZFX	S.M.CAP	50V	100nF	
C1591	ECUV1H104ZFX	S.M.CAP	50V	100nF	
C1592	ECUV1H104ZFX	S.M.CAP	50V	100nF	
C1593	ECA1CM470GB	ELECT	16V	47µF	
C1594	ECUV1H104ZFX	S.M.CAP	50V	100nF	
C1595	ECUV1H104ZFX	S.M.CAP	50V	100nF	
C1596	ECUV1H104ZFX	S.M.CAP	50V	100nF	
C1599	ECA1CM470GB	ELECT	16V	47µF	
C1601	ECUV1H104ZFX	S.M.CAP	50V	100nF	
C1602	ECUV1H104ZFX	S.M.CAP	50V	100nF	
C1603	ECUV1H103KBX	S.M.CAP	50V	10nF	
C1604	ECUV1H104ZFX	S.M.CAP	50V	100nF	
C1605	ECUV1H104ZFX	S.M.CAP	50V	100nF	
C1606	ECUV1H104ZFX	S.M.CAP	50V	100nF	
C1607	ECUV1H104ZFX	S.M.CAP	50V	100nF	
C1608	ECA1CM470GB	ELECT	16V	47µF	
C1610	ECUV1H104ZFX	S.M.CAP	50V	100nF	
C1611	ECUV1H103KBX	S.M.CAP	50V	10nF	
C1612	ECUV1H104ZFX	S.M.CAP	50V	100nF	
C1613	ECUV1H104ZFX	S.M.CAP	50V	100nF	
C1614	ECUV1H104ZFX	S.M.CAP	50V	100nF	
C1616	ECUV1H152JCX	S.M.CAP	50V	1.5pF	
C1617	ECUV1H104ZFX	S.M.CAP	50V	100nF	
C1618	ECUV1H104ZFX	S.M.CAP	50V	100nF	
C1619	ECUV1H104ZFX	S.M.CAP	50V	100nF	
C1620	ECUV1H104ZFX	S.M.CAP	50V	100nF	
C1621	ECA1CM470GB	ELECT	16V	47µF	
C1622	ECUV1H104ZFX	S.M.CAP	50V	100nF	
C1625	ECA1CM470GB	ELECT	16V	47µF	
C1641	ECA1CM470GB	ELECT	16V	47µF	
C1642	ECUV1H104ZFX	S.M.CAP	50V	100nF	
C1701	ECA1CM470GB	ELECT	16V	47µF	
C1702	ECUV1H104ZFX	S.M.CAP	50V	100nF	
C1703	ECUV1H104ZFX	S.M.CAP	50V	100nF	
C1704	ECUV1H104ZFX	S.M.CAP	50V	100nF	
C1705	ECUV1H104ZFX	S.M.CAP	50V	100nF	
C1706	ECUV1H104ZFX	S.M.CAP	50V	100nF	
C1707	ECUV1H104ZFX	S.M.CAP	50V	100nF	
C1708	ECUV1H104ZFX	S.M.CAP	50V	100nF	
C1709	ECUV1H104ZFX	S.M.CAP	50V	100nF	
C1710	ECUV1H104ZFX	S.M.CAP	50V	100nF	
C1711	ECUV1H103KBX	S.M.CAP	50V	10nF	
C1712	ECUV1H104ZFX	S.M.CAP	50V	100nF	
C1713	ECUV1H104ZFX	S.M.CAP	50V	100nF	
C1714	ECUV1H104ZFX	S.M.CAP	50V	100nF	
C1721	ECA1CM470GB	ELECT	16V	47µF	
C1722	ECA1CM470GB	ELECT	16V	47µF	
C1723	ECUV1H104ZFX	S.M.CAP	50V	100nF	

Ref No.	Part No.	Description
C1724	ECUV1H104ZFX S.M.CAP	50V 100nF
C1725	ECUV1H104ZFX S.M.CAP	50V 100nF
C1726	ECUV1H104ZFX S.M.CAP	50V 100nF
C1727	ECUV1H104ZFX S.M.CAP	50V 100nF
C1728	ECUV1H104ZFX S.M.CAP	50V 100nF
C1729	ECUV1H104ZFX S.M.CAP	50V 100nF
C1730	ECUV1H104ZFX S.M.CAP	50V 100nF
C1731	ECUV1H104ZFX S.M.CAP	50V 100nF
C1732	ECUV1H104ZFX S.M.CAP	50V 100nF
C1733	ECUV1H104ZFX S.M.CAP	50V 100nF
C1734	ECUV1H104ZFX S.M.CAP	50V 100nF
C1735	ECUV1H104ZFX S.M.CAP	50V 100nF
C1736	ECUV1H104ZFX S.M.CAP	50V 100nF
C1740	ECUV1H102KBX S.M.CAP	50V 1nF
C1901	ECQM1H474J FILM	50V 470nF
C1902	ECQM1H474J FILM	50V 470nF
C1903	ECA1EM470GB ELECT	25V 47µF
C1904	ECKC1H103JB CERAMIC	50V 10nF
C2001	ECA1CM100GB ELECT	16V 10µF
C2002	ECUV1H104ZFX S.M.CAP	50V 100nF
C2003	ECUV1H104ZFX S.M.CAP	50V 100nF
C2004	ECUV1H102JCX S.M.CAP	50V 1nF
C2005	ECUV1H391JCX S.M.CAP	50V 390pF
C2006	ECUV1H391JCX S.M.CAP	50V 390pF
C2007	ECUV1H102JCX S.M.CAP	50V 1nF
C2008	ECUV1H102JCX S.M.CAP	50V 1nF
C2009	ECUV1H102JCX S.M.CAP	50V 1nF
C2010	ECUV1H102JCX S.M.CAP	50V 1nF
C2011	ECUV1H102JCX S.M.CAP	50V 1nF
C2012	ECUV1H102JCX S.M.CAP	50V 1nF
C2014	ECQM1H334J FILM	50V 330nF
C2017	ECA1CM100GB ELECT	16V 10µF
C2018	ECA1CM100GB ELECT	16V 10µF
C2019	ECA1CM221GB ELECT	16V 220µF
C2020	ECUV1H104ZFX S.M.CAP	50V 100nF
C2021	ECUV1H104ZFX S.M.CAP	50V 100nF
C2022	ECA1HM3R3GB ELECT	50V 3.3µF
C2023	ECUV1H471JCX S.M.CAP	50V 470pF
C2024	ECUV1H471JCX S.M.CAP	50V 470pF
C2025	ECUV1H221JCX S.M.CAP	50V 220pF
C2026	ECUV1H221JCX S.M.CAP	50V 220pF
C2027	ECUV1H221JCX S.M.CAP	50V 220pF
C2028	ECUV1H221JCX S.M.CAP	50V 220pF
C2029	ECUV1H221JCX S.M.CAP	50V 220pF
C2030	ECUV1H221JCX S.M.CAP	50V 220pF
C2031	ECUV1H104ZFX S.M.CAP	50V 100nF
C2032	ECA1CM100GB ELECT	16V 10µF
C2034	ECUV1H070DCX S.M.CAP	50V 7pF
C2035	ECUV1H560JCX S.M.CAP	50V 56pF
C2036	ECUV1H100DCX S.M.CAP	50V 10pF
C2037	ECUV1H220JCX S.M.CAP	50V 22pF
C2039	ECUV1H070DCX S.M.CAP	50V 7pF
C2040	ECUV1H560JCX S.M.CAP	50V 56pF
C2041	ECUV1H560JCX S.M.CAP	50V 56pF
C2042	ECUV1H104ZFX S.M.CAP	50V 100nF
C2043	ECA1CM100GB ELECT	16V 10µF
C2044	ECUV1H010CCX S.M.CAP	50V 1pF
C2045	ECUV1H010CCX S.M.CAP	50V 1pF
C2050	ECUV1H223ZFX S.M.CAP	50V 22nF
C2051	ECUV1H223ZFX S.M.CAP	50V 22nF
C2052	ECUV1H103ZFX S.M.CAP	50V 10nF
C2053	ECUV1H103ZFX S.M.CAP	50V 10nF
C2054	ECA1CM331B ELECT	16V 330µF
C2055	ECA1CM102E ELECT	16V 1µF
C2058	ECUV1H683ZFX S.M.CAP	50V 68nF
C2059	ECUV1H102KBX S.M.CAP	50V 1nF
C2060	ECUV1H102KBX S.M.CAP	50V 1nF
C2351	ECA1CM471GB ELECT	16V 470µF
C2352	ECA1CM471GB ELECT	16V 470µF
C2353	ECA1HM4R7GB ELECT	50V 4.7µF
C2354	ECKC1H103JB CERAMIC	50V 10nF
C2355	ECA1HMR33GB ELECT	50V 0.33µF

Ref No.	Part No.	Description
C2356	ECKC1H103JB CERAMIC	50V 10nF
C2360	ECKC1H103JB CERAMIC	50V 10nF
C2361	ECA1CM471GB ELECT	16V 470µF
C2362	ECA1CM471GB ELECT	16V 470µF
C2363	ECA1HM4R7GB ELECT	50V 4.7µF
C2364	ECKC1H103JB CERAMIC	50V 10nF
C2365	ECA1HMR33GB ELECT	50V 0.33µF
C2366	ECKC1H103JB CERAMIC	50V 10nF
C2401	ECA1HM101GB ELECT	50V 100µF
C2402	ECUV1H393KBX S.M.CAP	50V 39nF
C2405	ECA1HM4R7GB ELECT	50V 4.7µF
C2406	ECA1HM4R7GB ELECT	50V 4.7µF
C2407	ECA1HM4R7GB ELECT	50V 4.7µF
C2408	ECA1HM4R7GB ELECT	50V 4.7µF
C2409	ECA1HM4R7GB ELECT	50V 4.7µF
C2415	ECUV1H103ZFX S.M.CAP	50V 10nF
C2416	ECUV1H562KBX S.M.CAP	50V 5.6nF
C2418	ECQM1H104J FILM	50V 100nF
C2420	ECUV1H104ZFX S.M.CAP	50V 100nF
C2421	ECA1HHG101B ELECT	50V 100µF
C2422	EEUFA1V221LB CERAMIC	35V 220pF
C2423	ECUV1H104ZFX S.M.CAP	50V 100nF
C2424	ECA1HHG220B ELECT	50V 22µF
C2425	ECUV1H103KBX S.M.CAP	50V 10nF
C2426	ECUV1H101JCX S.M.CAP	50V 100pF
C2429	ECUV1H101JCX S.M.CAP	50V 100pF
C2432	ECUV1H561JCX S.M.CAP	50V 560pF
C2433	ECUV1H561JCX S.M.CAP	50V 560pF
C2434	ECUV1H561JCX S.M.CAP	50V 560pF
C2435	ECUV1H561JCX S.M.CAP	50V 560pF
C2436	ECUV1H561JCX S.M.CAP	50V 560pF
C2437	ECA1HM100GB ELECT	50V 10µF
C2438	ECA1HM010GB ELECT	50V 1µF
C2439	ECA1HM010GB ELECT	50V 1µF
C2440	ECA1HM100GB ELECT	50V 10µF
C2441	ECUV1H393KBX S.M.CAP	50V 39nF
C2442	ECUV1H393KBX S.M.CAP	50V 39nF
C2443	ECUV1H050CCX S.M.CAP	50V 5pF
C2444	ECUV1H393KBX S.M.CAP	50V 39nF
C2445	ECEA1HN010UB ELECT	50V 1µF
C2446	ECEA1HN010UB ELECT	50V 1µF
C2449	ECA1HM100GB ELECT	50V 10µF
C2450	ECUV1H222KBX S.M.CAP	50V 2.2nF
C2451	ECEA1HN010UB ELECT	50V 1µF
C2455	ECA1HM010GB ELECT	50V 1µF
C2456	ECA1HM330B ELECT	50V 33µF
C2459	ECA1HM010GB ELECT	50V 1µF
C2460	ECA1HM010GB ELECT	50V 1µF
C2461	ECA1HM100GB ELECT	50V 10µF
C2464	ECA1HM100GB ELECT	50V 10µF
C2467	ECA1HM100GB ELECT	50V 10µF
C2468	ECA1HM010GB ELECT	50V 1µF
C2469	ECA1HM010GB ELECT	50V 1µF
C2470	ECA1HM100GB ELECT	50V 10µF
C2471	ECA1CM102B ELECT	16V 1µF
C2472	ECA1HM100GB ELECT	50V 10µF
C2473	ECUV1H103ZFX S.M.CAP	50V 10nF
C2474	ECUV1H103ZFX S.M.CAP	50V 10nF
C2475	ECUV1H330JCX S.M.CAP	50V 33pF
C2476	ECUV1H330JCX S.M.CAP	50V 33pF
C2477	ERJ6GEYJ183 S.M.CARB	0.1W 5% 18KΩ
C2478	ECA1HM220GB ELECT	50V 22µF
C2479	ECEA1HN010UB ELECT	50V 1µF
C2480	ECEA1HN010UB ELECT	50V 1µF
C2481	ECEA1HN010UB ELECT	50V 1µF
C2482	ECEA1HN010UB ELECT	50V 1µF
C2484	ECUV1H103KBX S.M.CAP	50V 10nF
C2485	ECA1HMR22GB ELECT	50V 0.22µF
C2486	ECUV1H103KBX S.M.CAP	50V 10nF
C2487	ECA1HMR22GB ELECT	50V 0.22µF
C2488	ECUV1H103KBX S.M.CAP	50V 10nF
C2489	ECUV1H104ZFX S.M.CAP	50V 100nF

Ref No.	Part No.	Description	
C2490	ECEA1HU101	ELECT 50V 100µF	
C2491	ECA1HM100GB	ELECT 50V 10µF	
C2492	ECUV1H103KBX	S.M.CAP 50V 10nF	
C2493	ECA1HMR22GB	ELECT 50V 0.22µF	
C2494	ECA1HM4R7GB	ELECT 50V 4.7µF	
C2495	ECA1HM100GB	ELECT 50V 10µF	
C2502	ECOS2GA101BB	ELECT 400V 100µF	
C2504	ECKC3D471JB	CERAMIC 2KV 470pF	△
C2505	ECKC2H103J	CERAMIC 50V 10nF	△
C2506	ECQB1H333J	FILM 50V 33nF	
C2507	ECQB1H683K	FILM 50V 68nF	
C2508	ECA1CM221GB	ELECT 16V 220µF	
C2509	ECA1CM221GB	ELECT 16V 220µF	
C2510	ECKCWS471J	CERAMIC 400V 470pF	
C2511	EEUFA1E331LB	CERAMIC 25V 330pF	
C2512	ECA1CHG102B	ELECT 16V 1µF	
C2513	ECA1HM010GB	ELECT 50V 1µF	
C2514	ECA1HM010GB	ELECT 50V 1µF	
C2517	ECKC3A471J	CERAMIC 1KV 470pF	△
C2518	EEUFA1E331LB	CERAMIC 25V 330pF	
C2520	EEUFA1H471E	CERAMIC 50V 470pF	
C2521	ECQM1H104J	FILM 50V 100nF	
C2522	ECEA1HN010UB	ELECT 50V 1µF	
C2523	ECUV1H101JCX	S.M.CAP 50V 100pF	
C2524	ECA1HM330B	ELECT 50V 33µF	
C2525	ECUV1H103ZFX	S.M.CAP 50V 10nF	
C2526	ECA1VM102GB	ELECT 35V 1µF	
C2527	ECUV1H222KBX	S.M.CAP 50V 2.2nF	
C2528	ECA1VM102GB	ELECT 35V 1µF	
C2529	ECUV1H103ZFX	S.M.CAP 50V 10nF	
C2531	ECQM1H474J	FILM 50V 470nF	
C2532	ECEA1HN010UB	ELECT 50V 1µF	
C2533	ECUV1H101JCX	S.M.CAP 50V 100pF	
C2534	ECA1HM330B	ELECT 50V 33µF	
C2535	ECUV1H103ZFX	S.M.CAP 50V 10nF	
C2536	ECA1VM221B	ELECT 35V 220µF	
C2537	ECUV1H222KBX	S.M.CAP 50V 2.2nF	
C2538	ECA1VM101GB	ELECT 35V 100µF	
C2539	ECUV1H103ZFX	S.M.CAP 50V 10nF	
C2541	ECQM1H474J	FILM 50V 470nF	
C2542	ECUV1H332KBX	S.M.CAP 50V 3.3nF	
C2543	ECUV1H332KBX	S.M.CAP 50V 3.3nF	
C2544	ECUV1H223ZFX	S.M.CAP 50V 22nF	
C2545	ECUV1H473ZFX	S.M.CAP 50V 47nF	
C2546	ECA1CM221GB	ELECT 16V 220µF	
C2547	ECA1HM100GB	ELECT 50V 10µF	
C2548	ECA1HM100GB	ELECT 50V 10µF	
C2549	ECA1HM100GB	ELECT 50V 10µF	
C2550	ECA1HM100GB	ELECT 50V 10µF	
C2551	ECA1CM221GB	ELECT 16V 220µF	
C2552	ECEA1VN100UB	ELECT 35V 10µF	
C2553	ECEA1VN100UB	ELECT 35V 10µF	
C2554	ECUV1H104ZFX	S.M.CAP 50V 100nF	
C2555	ECUV1H104ZFX	S.M.CAP 50V 100nF	
C2556	ECA1HMR47GB	ELECT 50V 0.47µF	
C2557	ECA1HM4R7GB	ELECT 50V 4.7µF	
C2558	ECA1HMR47GB	ELECT 50V 0.47µF	
C2559	ECA1HM4R7GB	ELECT 50V 4.7µF	
C2560	ECUV1C154KBX	S.M.CAP 16V 0.15µF	
C2561	ECA1HM3R3GB	ELECT 50V 3.3µF	
C2562	ECUV1C154KBX	S.M.CAP 16V 0.15µF	
C2563	ECUV1C154KBX	S.M.CAP 16V 0.15µF	
C2564	ECA1HM3R3GB	ELECT 50V 3.3µF	
C2565	ECUV1C154KBX	S.M.CAP 16V 0.15µF	
C2566	ECA1HM4R7GB	ELECT 50V 4.7µF	
C2567	ECA1HMR47GB	ELECT 50V 0.47µF	
C2568	ECA1HM4R7GB	ELECT 50V 4.7µF	
C2569	ECA1HMR47GB	ELECT 50V 0.47µF	
C2570	ECUV1H104ZFX	S.M.CAP 50V 100nF	
C2571	ECUV1H104ZFX	S.M.CAP 50V 100nF	
C2572	ECA1HM470GB	ELECT 50V 47µF	
C2573	ECQM1H474J	FILM 50V 470nF	

Ref No.	Part No.	Description	
C2574	ECUV1H681JCX	S.M.CAP 50V 680pF	
C2575	ECA1HM010GB	ELECT 50V 1µF	
C2576	ECA1HM010GB	ELECT 50V 1µF	
C2577	ECA1CM221GB	ELECT 16V 220µF	
C2578	ECA1HM2R2GB	ELECT 50V 2.2µF	
C2579	ECUV1H103ZFX	S.M.CAP 50V 10nF	
C2580	ECEA1HN010UB	ELECT 50V 1µF	
C2581	ECA1HM100GB	ELECT 50V 10µF	
C2582	ECUV1H103ZFX	S.M.CAP 50V 10nF	
C2583	ECA1CM221GB	ELECT 16V 220µF	
C2584	ECA1HM010GB	ELECT 50V 1µF	
C2585	ECUV1H333KBX	S.M.CAP 50V 33nF	
C2586	ECUV1H152JCX	S.M.CAP 50V 1.5pF	
C2587	ECUV1H333KBX	S.M.CAP 50V 33nF	
C2588	ECA1CM221GB	ELECT 16V 220µF	
C2589	ECUV1H330JCX	S.M.CAP 50V 33pF	
C2590	ECUV1H330JCX	S.M.CAP 50V 33pF	
C2591	ECEA1HN3R3UB	ELECT 50V 3R3µF	
C2594	ECEA1HN3R3UB	ELECT 50V 3R3µF	
C2595	ECEA1HN010UB	ELECT 50V 1µF	
C2596	ECUV1H103ZFX	S.M.CAP 50V 10nF	
C2597	ECA1CM471GB	ELECT 16V 470µF	
C2700	ECUV1H102KBX	S.M.CAP 50V 1nF	
C2701	ECEA1HN010UB	ELECT 50V 1µF	
C2702	ECA1CM470GB	ELECT 16V 47µF	
C2703	ECEA1HN010UB	ELECT 50V 1µF	
C2704	ECEA1HN010UB	ELECT 50V 1µF	
C2705	ECUV1H101JCX	S.M.CAP 50V 100pF	
C2706	ECUV1H101JCX	S.M.CAP 50V 100pF	
C2707	ECUV1H101JCX	S.M.CAP 50V 100pF	
C2708	ECEA1HN010UB	ELECT 50V 1µF	
C2801	ECA1HM010GB	ELECT 50V 1µF	
C2802	ECA1HM010GB	ELECT 50V 1µF	
C2803	ECA1HM010GB	ELECT 50V 1µF	
C2804	ECA1HM010GB	ELECT 50V 1µF	
C2805	ECA1CM100GB	ELECT 16V 10µF	
C2806	ECA1HM010GB	ELECT 50V 1µF	
C2807	ECUV1H222KBX	S.M.CAP 50V 2.2nF	
C2808	ECA1HM010GB	ELECT 50V 1µF	
C2809	ECUV1H222KBX	S.M.CAP 50V 2.2nF	
C2810	ECA1HM010GB	ELECT 50V 1µF	
C2811	ECUV1H222KBX	S.M.CAP 50V 2.2nF	
C2812	ECA1HM010GB	ELECT 50V 1µF	
C2813	ECUV1H222KBX	S.M.CAP 50V 2.2nF	
C2814	ECA1HM101GB	ELECT 50V 100µF	
C2815	ECA1CM471GB	ELECT 16V 470µF	
C3001	ECKC1H561J	CERAMIC 50V 560pF	
C3002	ECKC1H561J	CERAMIC 50V 560pF	
C3005	ECCR1H151J	CERAMIC 50V 150pF	
C3101	ECEA1HN4R7UB	ELECT 50V 4.7µF	
C3105	ECUV1H561JCX	S.M.CAP 50V 560pF	
C3109	ECUV1H561JCX	S.M.CAP 50V 560pF	
C3111	ECUV1H102JCX	S.M.CAP 50V 1nF	
C3112	ECA1HM470GB	ELECT 50V 47µF	
C3113	ECA1HM470GB	ELECT 50V 47µF	
C3114	ECA1CM470GB	ELECT 16V 47µF	
C3115	ECEA1HNR47UB	ELECT 50V 0.47µF	
C3116	ECA1HM470GB	ELECT 50V 47µF	
C3117	ECEA1HN4R7UB	ELECT 50V 4.7µF	
C3118	ECEA1HN4R7UB	ELECT 50V 4.7µF	
C3119	ECA1HM470GB	ELECT 50V 47µF	
C3120	ECA1CM470GB	ELECT 16V 47µF	
C3121	ECUV1H561JCX	S.M.CAP 50V 560pF	
C3123	ECEA1HN4R7UB	ELECT 50V 4.7µF	
C3124	ECUV1H561JCX	S.M.CAP 50V 560pF	
C3126	ECEA1HN4R7UB	ELECT 50V 4.7µF	
C3127	ECEA1HN4R7UB	ELECT 50V 4.7µF	
C3128	ECEA1HN4R7UB	ELECT 50V 4.7µF	
C3129	ECUV1H102JCX	S.M.CAP 50V 1nF	
C3130	ECEA1HN4R7UB	ELECT 50V 4.7µF	
C3131	ECUV1H473KBX	S.M.CAP 50V 47nF	
C3132	ECA1CM470GB	ELECT 16V 47µF	

Ref No.	Part No.	Description			
C3133	ECA1CM470GB	ELECT	16V	47µF	
C3134	ECA1CM470GB	ELECT	16V	47µF	
C3135	ECA1HMR47GB	ELECT	50V	0.47µF	
C3136	ECA1CM470GB	ELECT	16V	47µF	
C3137	ECA1HM470GB	ELECT	50V	47µF	
C3138	ECA1HM470GB	ELECT	50V	47µF	
C3143	ECUV1H561JCX	S.M.CAP	50V	560pF	
C3146	ECUV1H561JCX	S.M.CAP	50V	560pF	
C3148	ECA1HM4R7GB	ELECT	50V	4.7µF	
C3149	ECUV1H561JCX	S.M.CAP	50V	560pF	
C3150	ECA1HM4R7GB	ELECT	50V	4.7µF	
C3151	ECUV1H561JCX	S.M.CAP	50V	560pF	
C3154	ECUV1H104ZFX	S.M.CAP	50V	100nF	
C3156	ECA1CM470GB	ELECT	16V	47µF	
C3158	ECUV1H102JCX	S.M.CAP	50V	1nF	
C3160	ECUV1H104ZFX	S.M.CAP	50V	100nF	
C3162	ECA1CM471GB	ELECT	16V	470µF	
C3163	ECA1HMR47GB	ELECT	50V	0.47µF	
C3165	ECA1HM470GB	ELECT	50V	47µF	
C3169	ECUV1H102JCX	S.M.CAP	50V	1nF	
C3170	ECUV1H561JCX	S.M.CAP	50V	560pF	
C3172	ECUV1H561JCX	S.M.CAP	50V	560pF	
C3173	ECA1HMR47GB	ELECT	50V	0.47µF	
C3174	ECUV1H561JCX	S.M.CAP	50V	560pF	
C3178	ECUV1H561JCX	S.M.CAP	50V	560pF	
C3180	ECA1HMR47GB	ELECT	50V	0.47µF	
C3181	ERJ6GEY0R00	S.M.CARB	0.1W	5%	0Ω
C3182	ECUV1H102JCX	S.M.CAP	50V	1nF	
C3183	ERJ6GEY0R00	S.M.CARB	0.1W	5%	0Ω
C3184	ECUV1H473KBX	S.M.CAP	50V	47nF	
C3185	ERJ6GEY0R00	S.M.CARB	0.1W	5%	0Ω
C3186	ECEA1HNR47UB	ELECT	50V	0.47µF	
C3187	ECA1HM470GB	ELECT	50V	47µF	
C3188	ECEA1CN470	ELECT	16V	47µF	
C3189	ECEA1CN470	ELECT	16V	47µF	
C3190	ECA1HMR47GB	ELECT	50V	0.47µF	
C3191	ECA1HM470GB	ELECT	50V	47µF	
C3192	ECUV1H473KBX	S.M.CAP	50V	47nF	
C3193	ECUV1H473KBX	S.M.CAP	50V	47nF	
C3194	ECA1HM470GB	ELECT	50V	47µF	
C3201	ECA1HM010GB	ELECT	50V	1µF	
C3202	ECUV1H473ZFX	S.M.CAP	50V	47nF	
C3203	ECA1CM100GB	ELECT	16V	10µF	
C3204	ECUV1H473ZFX	S.M.CAP	50V	47nF	
C3351	ECA1HM101GB	ELECT	50V	100µF	
C3501	ECUV1H220JCX	S.M.CAP	50V	22pF	
C3502	ECUV1H220JCX	S.M.CAP	50V	22pF	
C3503	ECEA1HKN010	ELECT	50V	1µF	
C3504	ECUV1H224ZFX	S.M.CAP	50V	0.22µF	
C3510	ECUV1H103ZFX	S.M.CAP	50V	10nF	
C3511	ECA1HM101GB	ELECT	50V	100µF	
C3512	ECUV1H104ZFX	S.M.CAP	50V	100nF	
C3514	ECUV1H104ZFX	S.M.CAP	50V	100nF	
C3515	ECA0JM331GB	ELECT	6.3V	330µF	
C3516	ECUV1H104ZFX	S.M.CAP	50V	100nF	
C3521	ECA1HM101GB	ELECT	50V	100µF	
C3522	ECUV1H104ZFX	S.M.CAP	50V	100nF	
C3801	ECA1HM010GB	ELECT	50V	1µF	
C3802	ECUV1H104ZFX	S.M.CAP	50V	100nF	
C3803	ECA1CM471GB	ELECT	16V	470µF	
C3807	ECUV1H104ZFX	S.M.CAP	50V	100nF	
C3808	ECUV1H104ZFX	S.M.CAP	50V	100nF	
C3809	ECA0JM101G	ELECT	6.3V	100µF	
C3810	ECUV1H103KBX	S.M.CAP	50V	10nF	
C3812	ECA1CM221GB	ELECT	16V	220µF	

DIODES

D001	MA4020	DIODE
D002	MA4020	DIODE
D103	BA582	DIODE

Ref No.	Part No.	Description
D104	BA582	DIODE
D251	MA165TA5	DIODE 1SS133T-77
D252	MA165TA5	DIODE 1SS133T-77
D253	MA165TA5	DIODE 1SS133T-77
D254	MA165TA5	DIODE 1SS133T-77
D351	ERA15-04V3	COIL
D352	ERA15-04V3	COIL
D361	ERA15-04V3	COIL
D362	ERA15-04V3	COIL
D371	ERA15-04V3	COIL
D372	ERA15-04V3	COIL
D387	MA2160LFS	DIODE
D401	MA165TA5	DIODE 1SS133T-77
D451	MA4056	DIODE
D452	MA2330-ALF	DIODE
D453	TVSEM01ZV0	DIODE
D457	1SS252T-77	DIODE
D502	1SS254T-77	DIODE
D503	EU02	DIODE
D504	EU02	DIODE
D531	1SS254T-77	DIODE
D532	1SS254T-77	DIODE
D533	1SS254T-77	DIODE
D551	EU02	DIODE
D556	AU02V0	DIODE
D557	ERC91-02L9	DIODE
D558	AU02V0	DIODE
D559	MTZJT-7736A	DIODE
D560	1SS252T-77	DIODE
D561	1SS254T-77	DIODE
D563	RH3GLF102	DIODE
D571	FMV-3GULF027	DIODE
D572	RU3NLF1A	DIODE
D573	1SS254T-77	DIODE
D574	1SS252T-77	DIODE
D575	1SS252T-77	DIODE
D602	MA165TA5	DIODE 1SS133T-77
D603	MA165TA5	DIODE 1SS133T-77
D604	MA4062	DIODE
D706	MA165TA5	DIODE 1SS133T-77
D707	MA188TA	DIODE
D803	MTZJT-7711C	DIODE
D806	TF361MALF3	DIODE
D807	RBV-608LF-B	DIODE
D808	1SS254T-77	DIODE
D809	ERA22-02V3	DIODE
D810	MA2160LFS	DIODE
D812	MTZJT-775.6B	DIODE
D813	MA700TA5	DIODE
D814	AU01ZV0	DIODE
D815	PC123FY2	DIODE
D817	D5L60F4015	DIODE
D818	TMPG10G3	DIODE
D819	ERA81004V3	DIODE
D820	MA4100	DIODE
D821	EU02AV0	DIODE
D822	MTZJT-7718C	DIODE
D845	1SS254T-77	DIODE
D846	TVSS1WBS20	DIODE
D847	ERA15-01V1	DIODE
D848	EU02	DIODE
D849	FMGG26S	DIODE
D850	EU02	DIODE
D851	FMGG2CS	DIODE
D852	MTZJT-779.1C	DIODE
D853	1SS254T-77	DIODE
D854	1SS254T-77	DIODE
D855	D10SC6MRL	DIODE
D857	FML22SLF610	DIODE
D860	1SS254T-77	DIODE
D861	MTZJT-7713B	DIODE

Ref No.	Part No.	Description
D901	1SS254T-77	DIODE
D902	1SS254T-77	DIODE
D903	1SS254T-77	DIODE
D1051	LN81RPHL	DIODE
D1052	AU01V0	DIODE
D1053	AU01V0	DIODE
D1054	AU01V0	DIODE
D1055	AU01V0	DIODE
D1056	AU01V0	DIODE
D1057	AU01V0	DIODE
D1102	MA4051	DIODE
D1107	MTZJT-775.6A	DIODE
D1108	1SS254T-77	DIODE
D1109	1SS254T-77	DIODE
D1113	MA4051	DIODE
D1552	RLS72TE-11	DIODE OR PMLL4148
D2003	MA4091	DIODE
D2004	MA165TA5	DIODE 1SS133T-77
D2005	MA723TA5	DIODE
D2006	MA723TA5	DIODE
D2007	MA165TA5	DIODE 1SS133T-77
D2008	MA165TA5	DIODE 1SS133T-77
D2421	1SS355TE-17	DIODE
D2422	1SS355TE-17	DIODE
D2480	1SS355TE-17	DIODE
D2501	D5L60F4015	DIODE
D2502	EG01CV0	DIODE
D2503	EU02	DIODE
D2504	TVSEH1V0	DIODE
D2505	MTZJT-778.2A	DIODE
D2506	EU02	DIODE
D2507	EU02	DIODE
D2510	EU02	DIODE
D2511	RU4AMLF-M1	DIODE
D2512	1SS355TE-17	DIODE
D2513	1SS254T-77	DIODE
D2514	1SS355TE-17	DIODE
D2515	1SS355TE-17	DIODE
D2517	1SS254T-77	DIODE
D2518	1SS254T-77	DIODE
D2519	1SS254T-77	DIODE
D2520	1SS254T-77	DIODE
D2521	1SS254T-77	DIODE
D2522	1SS254T-77	DIODE
D2523	1SS254T-77	DIODE
D2524	MTZJT-7712C	DIODE
D2525	MTZJT-7712C	DIODE
D2526	MTZJT-7712C	DIODE
D2527	MTZJT-7712C	DIODE
D2528	UDZTE-176.8B	DIODE
D2529	1SS355TE-17	DIODE
D2530	1SS355TE-17	DIODE
D2531	1SS355TE-17	DIODE
D2801	RLS73TE-11	COIL
D3101	PMLL5242B	DIODE
D3104	PMLL5242B	DIODE
D3105	PMLL5242B	DIODE
D3107	PMLL5242B	DIODE
D3108	PMLL5242B	DIODE
D3109	PMLL5242B	DIODE
D3110	PMLL5242B	DIODE
D3111	PMLL5242B	DIODE
D3112	PMLL5242B	DIODE
D3115	PMLL5242B	DIODE
D3117	PMLL5242B	DIODE
D3120	RLS72TE-11	DIODE OR PMLL4148
D3121	RLS72TE-11	DIODE OR PMLL4148
D3351	1SS254T-77	DIODE
D3501	MA4030	DIODE
D3801	MA4043	DIODE
D3802	MTZJT-778.2A	DIODE

Ref No.	Part No.	Description
D3803	ERA81004V3	DIODE
D3805	MA4091	DIODE
D3806	MA165TA5	DIODE 1SS133T-77
D3807	MA165TA5	DIODE 1SS133T-77
FUSES		
F531	TR5-T1000	FUSE
F801	XBA2C50TH15	FUSE
F845	TR5-T2000	FUSE
F846	TR5-T1250	FUSE
F8011	EYF52BC	FUSE HOLDER
F8012	EYF52BC	FUSE HOLDER
TERMINALS AND LINKS		
JA2	ERJ6GEY0R00	S.M.CARB 0.1W 5% 0Ω
JA3	ERJ6GEY0R00	S.M.CARB 0.1W 5% 0Ω
JA5	ERJ6GEY0R00	S.M.CARB 0.1W 5% 0Ω
JA6	ERJ6GEY0R00	S.M.CARB 0.1W 5% 0Ω
JA7	ERJ6GEY0R00	S.M.CARB 0.1W 5% 0Ω
JA8	ERJ6GEY0R00	S.M.CARB 0.1W 5% 0Ω
JA9	ERJ6GEY0R00	S.M.CARB 0.1W 5% 0Ω
JC1	ERJ6GEY0R00	S.M.CARB 0.1W 5% 0Ω
JC2	ERJ6GEY0R00	S.M.CARB 0.1W 5% 0Ω
JC3	ERJ6GEY0R00	S.M.CARB 0.1W 5% 0Ω
JK2501	TJB8E013	6 PIN PUSH TERMINAL
JK2502	TJB8E015	RCA TERMINAL (3P)
JK2503	TJB8E014	RCA TERMINAL (2P)
JK3001	TJB16656	A.V. TERMINAL
JSB3	ERJ6GEY0R00	S.M.CARB 0.1W 5% 0Ω
JSE012	ERJ6GEY0R00	S.M.CARB 0.1W 5% 0Ω
JSE015	ERJ6GEY0R00	S.M.CARB 0.1W 5% 0Ω
JSE02	ERJ6GEY0R00	S.M.CARB 0.1W 5% 0Ω
JSE022	ERJ6GEY0R00	S.M.CARB 0.1W 5% 0Ω
JSE023	ERJ6GEY0R00	S.M.CARB 0.1W 5% 0Ω
JSE024	ERJ6GEY0R00	S.M.CARB 0.1W 5% 0Ω
JSE025	ERJ6GEY0R00	S.M.CARB 0.1W 5% 0Ω
JSE028	ERJ6GEY0R00	S.M.CARB 0.1W 5% 0Ω
JSE042	ERJ6GEY0R00	S.M.CARB 0.1W 5% 0Ω
JSE050	ERJ6GEY0R00	S.M.CARB 0.1W 5% 0Ω
JSE056	ERJ6GEY0R00	S.M.CARB 0.1W 5% 0Ω
JSE057	ERJ6GEY0R00	S.M.CARB 0.1W 5% 0Ω
JSE058	ERJ6GEY0R00	S.M.CARB 0.1W 5% 0Ω
JSE062	ERJ6GEY0R00	S.M.CARB 0.1W 5% 0Ω
JSE064	ERJ6GEY0R00	S.M.CARB 0.1W 5% 0Ω
JSE066	ERJ6GEY0R00	S.M.CARB 0.1W 5% 0Ω
JSE09	ERJ6GEY0R00	S.M.CARB 0.1W 5% 0Ω
JSF001	ERJ6GEY0R00	S.M.CARB 0.1W 5% 0Ω
JSF002	ERJ6GEY0R00	S.M.CARB 0.1W 5% 0Ω
JSF004	ERJ6GEY0R00	S.M.CARB 0.1W 5% 0Ω
JSF005	ERJ6GEY0R00	S.M.CARB 0.1W 5% 0Ω
JSF015	ERJ6GEY0R00	S.M.CARB 0.1W 5% 0Ω
JSF026	ERJ6GEY0R00	S.M.CARB 0.1W 5% 0Ω
JSF038	ERJ6GEY0R00	S.M.CARB 0.1W 5% 0Ω
JSF040	ERJ6GEY0R00	S.M.CARB 0.1W 5% 0Ω
JSF041	ERJ6GEY0R00	S.M.CARB 0.1W 5% 0Ω
JSF045	ERJ6GEY0R00	S.M.CARB 0.1W 5% 0Ω
JSF046	ERJ6GEY0R00	S.M.CARB 0.1W 5% 0Ω
JSF049	ERJ6GEY0R00	S.M.CARB 0.1W 5% 0Ω
JSF050	ERJ6GEY0R00	S.M.CARB 0.1W 5% 0Ω
JSF054	ERJ6GEY0R00	S.M.CARB 0.1W 5% 0Ω
JSF056	ERJ6GEY0R00	S.M.CARB 0.1W 5% 0Ω
JSF059	ERJ6GEY0R00	S.M.CARB 0.1W 5% 0Ω
JSF061	ERJ6GEY0R00	S.M.CARB 0.1W 5% 0Ω
JSF062	ERJ6GEY0R00	S.M.CARB 0.1W 5% 0Ω
JSH01	ERJ6GEY0R00	S.M.CARB 0.1W 5% 0Ω
JSH010	ERJ6GEY0R00	S.M.CARB 0.1W 5% 0Ω
JSH02	ERJ6GEY0R00	S.M.CARB 0.1W 5% 0Ω

Ref No.	Part No.	Description
J1	ERD25TC0T	CARBON 0.25W 5% 0Ω
J2	ERD25TC0T	CARBON 0.25W 5% 0Ω
COILS		
LC1503	ELKTR391CA	DELAY LINE
LC1507	EXCEMT103DTM	COIL
LC1508	EXCEMT103DTM	COIL
LC1509	EXCEMT103DTM	COIL
LC1510	EXCEMT103DTM	COIL
LC1601	ELKTR391CA	DELAY LINE
LC1602	ELKTR391CA	DELAY LINE
LC1603	ELKTR391CA	DELAY LINE
LC1609	ELKTR560BA	DELAY LINE
L002	TLT047K991R	COIL
L004	TLT047K991R	COIL
L005	TLT047K991R	COIL
L102	TLT056K991R	COIL
L103	EQV7EN203B	COIL
L105	ELESNR22MA	COIL
L107	ELESNR22MA	COIL
L108	ELESNR22MA	COIL
L109	EIL7EN015Q	COIL
L110	EQL7EN022Q	COIL
L113	EIL7EN015Q	COIL
L252	EXCELSA35T	COIL
L253	EXCELSA35T	COIL
L254	EXCELSA35T	COIL
L255	EXCELSA35T	COIL
L351	SDL5000	DELAY LINE
L352	EXCELDR25V	COIL
L353	TLT150K991R	COIL
L361	SDL5000	DELAY LINE
L362	EXCELDR25V	COIL
L363	TLT150K991R	COIL
L371	SDL5000	DELAY LINE
L372	EXCELDR25V	COIL
L373	TLT150K991R	COIL
L381	TLT220K991R	COIL
L401	EXCELDR35V	COIL
L402	EXCELDR35V	COIL
L451	EXCELDR35V	COIL
L552	EXCELSA35T	COIL
L553	EXCELSA35T	COIL
L554	EXCELDR35V	COIL
L555	EXCELDR35C	COIL
L571	ELC18B801L	COIL
L572	ELHKL025B	COIL
L573	ELHKL028B	COIL
L575	ELC18B331E	COIL
L576	ELC08D101E	COIL
L601	TLT047K991R	COIL
L602	TLT047K991R	COIL
L603	TLT047K991R	COIL
L605	ERD25TC0T	CARBON 0.25W 5% 0Ω
L801	ELF18D486D	COIL
L802	ELF18D486D	COIL
L807	ELF18D856A	COIL
L808	EXCELSA35T	COIL
L809	EXCELDR35C	COIL
L810	EXCELSA39V	COIL
L811	EXCELSA39V	COIL
L812	EXCELDR35V	COIL
L813	EXCELDR35V	COIL
L817	EXCELDR35V	COIL
L845	EXCELSA35T	COIL
L847	EXCELSA35B	COIL
L848	EXCELSA35T	COIL
L850	EXCELSA35T	COIL
L851	EXCELSA35B	COIL
L854	ELEIE150KA	COIL

Ref No.	Part No.	Description
L856	EXCELSA35T	COIL
L859	EXCELSA35T	COIL
L860	EXCELSA35T	COIL
L861	EXCELSA35T	COIL
L862	EXCELSA35T	COIL
L864	EXCELDR35V	COIL
L1102	EXCELDR35V	COIL
L1103	EXCELDR35V	COIL
L1104	EXCELSA35T	COIL
L1105	ELEXT4R7KA	COIL
L1301	TLT330K991R	COIL
L1302	TLT100K991R	COIL
L1303	TLT101K991R	COIL
L1304	TLT100K991R	COIL
L1306	TLT101K991R	COIL
L1307	ERD25TC0T	CARBON 0.25W 5% 0Ω
L1501	EXCELDR35V	COIL
L1502	TLT033K991R	COIL
L1503	TLT033K991R	COIL
L1504	TLT033K991R	COIL
L1552	EXCELDR35V	COIL
L1553	EXCELDR35V	COIL
L1575	EXCELDR35V	COIL
L1576	EXCELDR35V	COIL
L1601	EXCELDR35V	COIL
L1602	EXCELDR35V	COIL
L1603	TLT100K991R	COIL
L1604	TLT100K991R	COIL
L1605	TLT100K991R	COIL
L1606	TLT100K991R	COIL
L1607	EXCELDR35V	COIL
L1641	EXCELDR35V	COIL
L1701	EXCELDR35V	COIL
L1721	EXCELDR35V	COIL
L1722	EXCELDR35V	COIL
L1901	EXCELDR25V	COIL
L2001	TLT047K991R	COIL
L2003	EXCELDR35V	COIL
L2004	TLT068K991R	COIL
L2005	TLT068K991R	COIL
L2351	ELEBR6R8KA	COIL
L2361	ELEBR6R8KA	COIL
L2501	EXCELSA35T	COIL
L2502	EXCELSA35T	COIL
L2503	EXCELSA35T	COIL
L2504	EXCELSA35T	COIL
L2505	5770206400	COIL
L2506	5770206400	COIL
L2507	5770206400	COIL
L2508	TLT100K991R	COIL
L2509	TLT100K991R	COIL
L2510	TLT100K991R	COIL
L2511	EXCELSA35T	COIL
L2512	EXCELSA35T	COIL
L2513	EXCELSA35T	COIL
L2514	5770206400	COIL
L3001	ELEBR6R8KA	COIL
L3002	ELEBR6R8KA	COIL
L3003	ELEBR470KA	COIL
L3101	EXCELDR35V	COIL
L3102	EXCELDR35V	COIL
L3103	EXCELDR35V	COIL
L3104	EXCELDR35V	COIL
L3107	EXCELDR35V	COIL
L3108	EXCELDR35V	COIL
L3109	EXCELDR35V	COIL
L3110	EXCELDR35V	COIL
L3111	EXCELDR35V	COIL
L3112	EXCELDR35V	COIL
L3113	EXCELDR35V	COIL
L3114	EXCELDR35V	COIL
L3503	EXCELDR35V	COIL

Ref No.	Part No.	Description
L3507	EXCELDR35V	COIL
L3509	EXCELDR35V	COIL
L3511	TLT100K991R	COIL
TRANSISTORS		
Q008	BC847B	TRANSISTOR OR 2SD601ATX
Q101	BC847B	TRANSISTOR OR 2SD601ATX
Q102	BC847B	TRANSISTOR OR 2SD601ATX
Q103	BC847B	TRANSISTOR OR 2SD601ATX
Q104	BC847B	TRANSISTOR OR 2SD601ATX
Q105	BC847B	TRANSISTOR OR 2SD601ATX
Q106	BF799E6327	CHIP TRANSISTOR
Q107	BC847B	TRANSISTOR OR 2SD601ATX
Q108	BC847B	TRANSISTOR OR 2SD601ATX
Q109	BC860B	TRANSISTOR
Q251	BC847B	TRANSISTOR OR 2SD601ATX
Q252	BC847B	TRANSISTOR OR 2SD601ATX
Q401	BC847B	TRANSISTOR OR 2SD601ATX
Q502	2SC2925STA	TRANSISTOR
Q531	BC547B	TRANSISTOR
Q532	BC547B	TRANSISTOR
Q533	BC547B	TRANSISTOR
Q535	BC547B	TRANSISTOR
Q551	BC547B	TRANSISTOR
Q552	2SC5144LBMA1	TRANSISTOR
Q553	2SC1473-RN	TRANSISTOR
Q554	2SC1473-RN	TRANSISTOR
Q572	BC547B	TRANSISTOR
Q573	BC557B	TRANSISTOR
Q574	2SD1265AOPLB	TRANSISTOR
Q601	BC847B	TRANSISTOR OR 2SD601ATX
Q602	BC857B	TRANSISTOR OR 2SB709ATX
Q603	BC847B	TRANSISTOR OR 2SD601ATX
Q604	BC857B	TRANSISTOR OR 2SB709ATX
Q605	BC857B	TRANSISTOR OR 2SB709ATX
Q607	BC847B	TRANSISTOR OR 2SD601ATX
Q608	BC847B	TRANSISTOR OR 2SD601ATX
Q609	BC847B	TRANSISTOR OR 2SD601ATX
Q610	BC847B	TRANSISTOR OR 2SD601ATX
Q611	BC847B	TRANSISTOR OR 2SD601ATX
Q612	BC847B	TRANSISTOR OR 2SD601ATX
Q801	2SK1489MAT	TRANSISTOR
Q803	2SD965-R	TRANSISTOR
Q804	2SA719-TA	TRANSISTOR
Q845	2SA684R	TRANSISTOR
Q846	BC547B	TRANSISTOR
Q847	BC557B	TRANSISTOR
Q848	BC547B	TRANSISTOR
Q849	2SA1018QTA	TRANSISTOR
Q850	2SD1474PLB	TRANSISTOR
Q851	BC547B	TRANSISTOR
Q852	BC547B	TRANSISTOR
Q901	BC847B	TRANSISTOR OR 2SD601ATX
Q902	BC847B	TRANSISTOR OR 2SD601ATX
Q903	BC847B	TRANSISTOR OR 2SD601ATX
Q904	BC857B	TRANSISTOR OR 2SB709ATX
Q905	BC847B	TRANSISTOR OR 2SD601ATX
Q906	BC847B	TRANSISTOR OR 2SD601ATX
Q907	BC857B	TRANSISTOR OR 2SB709ATX
Q908	2SA1535ARLB	TRANSISTOR
Q909	2SC3944ARLB	TRANSISTOR
Q1052	BC557B	TRANSISTOR
Q1101	BC847B	TRANSISTOR OR 2SD601ATX
Q1102	BC847B	TRANSISTOR OR 2SD601ATX
Q1103	BC847B	TRANSISTOR OR 2SD601ATX
Q1106	BC847B	TRANSISTOR OR 2SD601ATX
Q1107	BC847B	TRANSISTOR OR 2SD601ATX
Q1108	BC847B	TRANSISTOR OR 2SD601ATX
Q1112	2SC3757QRTX	TRANSISTOR
Q1191	BC847B	TRANSISTOR OR 2SD601ATX

Ref No.	Part No.	Description
Q1301	BC847B	TRANSISTOR OR 2SD601ATX
Q1303	BC847B	TRANSISTOR OR 2SD601ATX
Q1304	BC847B	TRANSISTOR OR 2SD601ATX
Q1501	BC847B	TRANSISTOR OR 2SD601ATX
Q1502	BC847B	TRANSISTOR OR 2SD601ATX
Q1503	BC847B	TRANSISTOR OR 2SD601ATX
Q1575	BC847B	TRANSISTOR OR 2SD601ATX
Q1642	BC847B	TRANSISTOR OR 2SD601ATX
Q1643	BC847B	TRANSISTOR OR 2SD601ATX
Q1644	BC857B	TRANSISTOR OR 2SB709ATX
Q1647	BC847B	TRANSISTOR OR 2SD601ATX
Q1648	BC857B	TRANSISTOR OR 2SB709ATX
Q1649	BC857B	TRANSISTOR OR 2SB709ATX
Q2001	BC860B	TRANSISTOR
Q2002	BC860B	TRANSISTOR
Q2003	BC860B	TRANSISTOR
Q2004	BC860B	TRANSISTOR
Q2005	BC857B	TRANSISTOR OR 2SB709ATX
Q2006	BC857B	TRANSISTOR OR 2SB709ATX
Q2007	BC847B	TRANSISTOR OR 2SD601ATX
Q2351	BC547B	TRANSISTOR
Q2352	BC547B	TRANSISTOR
Q2353	BC557B	TRANSISTOR
Q2361	BC547B	TRANSISTOR
Q2362	BC547B	TRANSISTOR
Q2363	BC557B	TRANSISTOR
Q2480	BC847B	TRANSISTOR OR 2SD601ATX
Q2501	BC557B	TRANSISTOR
Q2502	2SA684R	TRANSISTOR
Q2504	BC847B	TRANSISTOR OR 2SD601ATX
Q2505	BC857B	TRANSISTOR OR 2SB709ATX
Q2506	BC847B	TRANSISTOR OR 2SD601ATX
Q2507	BC847B	TRANSISTOR OR 2SD601ATX
Q2508	BC857B	TRANSISTOR OR 2SB709ATX
Q2509	BC847B	TRANSISTOR OR 2SD601ATX
Q2510	BC857B	TRANSISTOR OR 2SB709ATX
Q2511	BC847B	TRANSISTOR OR 2SD601ATX
Q2512	BC857B	TRANSISTOR OR 2SB709ATX
Q2513	BC847B	TRANSISTOR OR 2SD601ATX
Q2514	BC847B	TRANSISTOR OR 2SD601ATX
Q2515	BC857B	TRANSISTOR OR 2SB709ATX
Q2516	BC847B	TRANSISTOR OR 2SD601ATX
Q2518	BC847B	TRANSISTOR OR 2SD601ATX
Q2801	BC847B	TRANSISTOR OR 2SD601ATX
Q3103	BC847B	TRANSISTOR OR 2SD601ATX
Q3104	BC847B	TRANSISTOR OR 2SD601ATX
Q3105	BC847B	TRANSISTOR OR 2SD601ATX
Q3106	BC847B	TRANSISTOR OR 2SD601ATX
Q3107	BC857B	TRANSISTOR OR 2SB709ATX
Q3108	BC847B	TRANSISTOR OR 2SD601ATX
Q3113	BC847B	TRANSISTOR OR 2SD601ATX
Q3114	BC847B	TRANSISTOR OR 2SD601ATX
Q3115	BC857B	TRANSISTOR OR 2SB709ATX
Q3201	BC847B	TRANSISTOR OR 2SD601ATX
Q3351	BC847B	TRANSISTOR OR 2SD601ATX
Q3352	BC857B	TRANSISTOR OR 2SB709ATX
Q3501	BC847B	TRANSISTOR OR 2SD601ATX
Q3502	BC847B	TRANSISTOR OR 2SD601ATX
Q3503	2SC3130TX	TRANSISTOR
Q3801	2SD1474PLB	TRANSISTOR
RESISTOR		
RL571	TSEH8012	RELAY
RL806	TSE1885-1	RELAY
R003	ERJ6GEYJ223	S.M.CARB 0.1W 5% 22KΩ
R006	ERJ6GEYJ393	S.M.CARB 0.1W 5% 39KΩ
R011	ERJ6GEYJ101	S.M.CARB 0.1W 5% 100Ω
R012	ERJ6GEYJ101	S.M.CARB 0.1W 5% 100Ω
R101	ERJ6GEYJ102	S.M.CARB 0.1W 5% 1KΩ
R102	ERJ6GEYJ101	S.M.CARB 0.1W 5% 100Ω

Ref No.	Part No.	Description
R103	ERJ6GEYJ103	S.M.CARB 0.1W 5% 10KΩ
R104	ERJ6GEY0R00	S.M.CARB 0.1W 5% 0Ω
R105	ERJ6GEYJ331	S.M.CARB 0.1W 5% 330Ω
R106	ERJ6GEYJ680	S.M.CARB 0.1W 5% 68Ω
R107	ERJ6GEYJ123	S.M.CARB 0.1W 5% 12KΩ
R109	ERJ6GEYJ102	S.M.CARB 0.1W 5% 1KΩ
R110	ERJ6GEYJ103	S.M.CARB 0.1W 5% 10KΩ
R111	ERJ6GEYJ331	S.M.CARB 0.1W 5% 330Ω
R113	ERJ6GEY0R00	S.M.CARB 0.1W 5% 0Ω
R115	ERJ6GEYJ121	S.M.CARB 0.1W 5% 120Ω
R117	ERJ6GEYJ683	S.M.CARB 0.1W 5% 68KΩ
R118	ERJ6GEYJ151	S.M.CARB 0.1W 5% 150Ω
R119	ERJ6GEY0R00	S.M.CARB 0.1W 5% 0Ω
R120	ERJ6GEYJ223	S.M.CARB 0.1W 5% 22KΩ
R121	ERJ6GEYJ331	S.M.CARB 0.1W 5% 330Ω
R122	EVNDXAA03B24	CONTROL 20KΩ
R123	ERJ6GEYJ104	S.M.CARB 0.1W 5% 100KΩ
R124	ERJ6GEYJ223	S.M.CARB 0.1W 5% 22KΩ
R125	ERJ6GEYJ101	S.M.CARB 0.1W 5% 100Ω
R126	ERJ6GEYJ223	S.M.CARB 0.1W 5% 22KΩ
R127	ERJ6GEYJ473	S.M.CARB 0.1W 5% 47KΩ
R128	ERJ6GEYJ181	S.M.CARB 0.1W 5% 180Ω
R130	ERJ6GEY0R00	S.M.CARB 0.1W 5% 0Ω
R132	ERJ6GEYJ122	S.M.CARB 0.1W 5% 1K2Ω
R133	ERJ6GEYJ122	S.M.CARB 0.1W 5% 1K2Ω
R134	ERJ6GEYJ103	S.M.CARB 0.1W 5% 10KΩ
R135	ERJ6GEYJ103	S.M.CARB 0.1W 5% 10KΩ
R136	ERJ6GEYJ122	S.M.CARB 0.1W 5% 1K2Ω
R137	ERJ6GEYJ104	S.M.CARB 0.1W 5% 100KΩ
R138	ERJ6GEYJ122	S.M.CARB 0.1W 5% 1K2Ω
R139	ERJ6GEYJ154	S.M.CARB 0.1W 5% 150KΩ
R141	ERJ6GEYJ330	S.M.CARB 0.1W 5% 33Ω
R142	ERJ6GEYJ271	S.M.CARB 0.1W 5% 270Ω
R143	ERJ6GEYJ123	S.M.CARB 0.1W 5% 12KΩ
R144	ERJ6GEYJ152	S.M.CARB 0.1W 5% 1K5Ω
R145	ERJ6GEYJ331	S.M.CARB 0.1W 5% 330Ω
R146	ERJ6GEYJ104	S.M.CARB 0.1W 5% 100KΩ
R147	ERJ6GEYJ122	S.M.CARB 0.1W 5% 1K2Ω
R148	ERJ6GEYJ183	S.M.CARB 0.1W 5% 18KΩ
R149	ERJ6GEYJ682	S.M.CARB 0.1W 5% 6K8Ω
R150	ERJ6GEYJ221	S.M.CARB 0.1W 5% 220Ω
R151	ERJ6GEYJ471	S.M.CARB 0.1W 5% 470Ω
R152	ERJ6GEYJ103	S.M.CARB 0.1W 5% 10KΩ
R154	ERJ6GEY0R00	S.M.CARB 0.1W 5% 0Ω
R156	ERJ6GEY0R00	S.M.CARB 0.1W 5% 0Ω
R157	ERJ6GEYJ101	S.M.CARB 0.1W 5% 100Ω
R159	ERJ6GEYJ153	S.M.CARB 0.1W 5% 15KΩ
R251	ERJ6GEYJ2R2	SM.CARB0.125W 5% 2R2Ω
R252	ERJ6GEYJ183	S.M.CARB 0.1W 5% 18KΩ
R253	ERJ6GEYJ123	S.M.CARB 0.1W 5% 12KΩ
R254	ERJ6GEYJ223	S.M.CARB 0.1W 5% 22KΩ
R255	ERJ6GEYJ121	S.M.CARB 0.1W 5% 120Ω
R256	ERJ6GEYJ104	S.M.CARB 0.1W 5% 100KΩ
R257	ERJ6GEYJ102	S.M.CARB 0.1W 5% 1KΩ
R258	ERJ6GEYJ471	S.M.CARB 0.1W 5% 470Ω
R259	ERG3SJS120	METAL 3W 5% 12Ω ▲
R260	ERJ6GEYJ2R2	SM.CARB0.125W 5% 2R2Ω
R261	ERJ6GEYJ183	S.M.CARB 0.1W 5% 18KΩ
R262	ERJ6GEYJ223	S.M.CARB 0.1W 5% 22KΩ
R263	ERJ6GEYJ121	S.M.CARB 0.1W 5% 120Ω
R264	ERJ6GEYJ104	S.M.CARB 0.1W 5% 100KΩ
R265	ERJ6GEYJ471	S.M.CARB 0.1W 5% 470Ω
R266	ERJ6GEYJ102	S.M.CARB 0.1W 5% 1KΩ
R267	ERJ6GEYJ471	S.M.CARB 0.1W 5% 470Ω
R268	ERJ6GEYJ471	S.M.CARB 0.1W 5% 470Ω
R269	ERJ6GEYJ123	S.M.CARB 0.1W 5% 12KΩ
R270	ERG3SJS120	METAL 3W 5% 12Ω ▲
R351	ERJ6GEYJ102	S.M.CARB 0.1W 5% 1KΩ
R352	ERJ6GEYJ102	S.M.CARB 0.1W 5% 1KΩ
R354	ERJ6GEYJ102	S.M.CARB 0.1W 5% 1KΩ
R355	ERG2FJ823	METAL 2W 5% 82KΩ ▲
R356	ERJ6GEY0R00	S.M.CARB 0.1W 5% 0Ω

Ref No.	Part No.	Description
R357	ERJ6GEYJ822	S.M.CARB 0.1W 5% 8K2Ω
R358	ERDS1TJ821	CARBON 0.5W 5% 820Ω
R359	ERJ6GEYJ334	S.M.CARB 0.1W 5% 330KΩ
R360	ERDS1TJ103	CARBON 0.5W 5% 10KΩ
R361	ERJ6GEYJ102	S.M.CARB 0.1W 5% 1KΩ
R362	ERJ6GEYJ102	S.M.CARB 0.1W 5% 1KΩ
R364	ERJ6GEYJ102	S.M.CARB 0.1W 5% 1KΩ
R365	ERG2FJ823	METAL 2W 5% 82KΩ ▲
R366	ERJ6GEY0R00	S.M.CARB 0.1W 5% 0Ω
R367	ERJ6GEYJ822	S.M.CARB 0.1W 5% 8K2Ω
R368	ERDS1TJ821	CARBON 0.5W 5% 820Ω
R369	ERJ6GEY0R00	S.M.CARB 0.1W 5% 0Ω
R370	ERQ1CJP1R0	FUSIBLE 1W 5% 1R0Ω ▲
R371	ERJ6GEYJ102	S.M.CARB 0.1W 5% 1KΩ
R372	ERJ6GEYJ102	S.M.CARB 0.1W 5% 1KΩ
R374	ERJ6GEYJ102	S.M.CARB 0.1W 5% 1KΩ
R375	ERG2FJ823	METAL 2W 5% 82KΩ ▲
R376	ERJ6GEY0R00	S.M.CARB 0.1W 5% 0Ω
R377	ERJ6GEYJ822	S.M.CARB 0.1W 5% 8K2Ω
R378	ERDS1TJ821	CARBON 0.5W 5% 820Ω
R379	ERJ6GEY0R00	S.M.CARB 0.1W 5% 0Ω
R380	ERJ6GEYJ222	S.M.CARB 0.1W 5% 2K2Ω
R381	ERJ6GEYJ561	S.M.CARB 0.1W 5% 560Ω
R383	ERJ6GEYJ562	S.M.CARB 0.1W 5% 5K6Ω
R384	ERQ12HJ101	FUSIBLE 0.5W 5% 100Ω ▲
R390	ERDS1TJ184	CARBON 0.5W 5% 180K
R401	ERJ6GEYJ153	S.M.CARB 0.1W 5% 15KΩ
R402	ERJ6GEYJ332	S.M.CARB 0.1W 5% 3K3Ω
R403	ERJ6GEYJ392	S.M.CARB 0.1W 5% 3K9Ω
R406	ERJ6GEYJ393	S.M.CARB 0.1W 5% 39KΩ
R407	ERJ6GEYJ101	S.M.CARB 0.1W 5% 100Ω
R408	ERJ6GEYJ101	S.M.CARB 0.1W 5% 100Ω
R409	ERJ6GEYJ102	S.M.CARB 0.1W 5% 1KΩ
R410	ERJ6GEYJ100	S.M.CARB 0.1W 5% 10Ω
R411	ERJ6GEYJ123	S.M.CARB 0.1W 5% 12KΩ
R412	ERJ6GEYJ103	S.M.CARB 0.1W 5% 10KΩ
R451	ERJ6GEYJ302	S.M.CARB 0.1W 5% 3KΩ
R452	ERJ6GEYJ563	S.M.CARB 0.1W 5% 56KΩ
R453	ERG2FJ820	METAL 2W 5% 82Ω ▲
R454	ERX12SJ1R0	METAL 12W 5% 1R0Ω
R455	ERX12SJ1R2	METAL 12W 5% 1R2Ω
R456	ERDS1TJ220	CARBON 0.5W 5% 22Ω
R457	ERDS1TJ223	CARBON 0.5W 5% 22KΩ
R458	ERDS1TJ392	CARBON 0.5W 5% 3K9Ω
R459	ERJ6GEYJ393	S.M.CARB 0.1W 5% 39KΩ
R460	ERJ6GEYJ104	S.M.CARB 0.1W 5% 100KΩ
R461	ERJ6GEYJ184	S.M.CARB 0.1W 5% 180KΩ
R504	ERD25TJ271	CARBON 0.25W 5% 270Ω
R505	ERG3SJS330	METAL 3W 5% 33Ω ▲
R506	ERDS1TJ152	CARBON 0.5W 5% 1K5Ω
R507	ERDS1TJ152	CARBON 0.5W 5% 1K5Ω
R531	ERD25TJ103	CARBON 0.25W 5% 10KΩ
R532	ERD25TJ103	CARBON 0.25W 5% 10KΩ
R533	ERD25TJ683	CARBON 0.25W 5% 68KΩ
R534	ERD25TJ473	CARBON 0.25W 5% 47KΩ
R535	ERD25TJ472	CARBON 0.25W 5% 4K7Ω
R536	ERD25TJ103	CARBON 0.25W 5% 10KΩ
R539	ERD25TJ103	CARBON 0.25W 5% 10KΩ
R540	ERD25TJ183	CARBON 0.25W 5% 18KΩ
R541	ERD25TJ102	CARBON 0.25W 5% 1KΩ
R542	ERD25TJ103	CARBON 0.25W 5% 10KΩ
R543	ERD25TJ222	CARBON 0.25W 5% 2K2Ω
R547	ERD25TJ103	CARBON 0.25W 5% 10KΩ
R551	ERD25TJ103	CARBON 0.25W 5% 10KΩ
R552	ERD25TJ473	CARBON 0.25W 5% 47KΩ
R553	ERD25TJ103	CARBON 0.25W 5% 10KΩ
R554	ERX3SJSR27H	METAL 3W 5% R27Ω
R555	ERO25CKF2802	METAL 25W 1% 28KΩ ▲
R556	ERO50PKF2802	METAL 50W 1% 28KΩ ▲
R557	ERO25CKF6492	METAL 25W 1% 65KΩ ▲
R558	ERO50PKF4532	METAL 50W 1% 45KΩ ▲

Ref No.	Part No.	Description					
R559	ERO25CKF1002	METAL 0.25W	1%	10KΩ	Δ		
R560	ERD25TJ222	CARBON 0.25W	5%	2K2Ω			
R562	ERD25TJ473	CARBON 0.25W	5%	47KΩ			
R564	ERDS1TJ394	CARBON 0.5W	5%	390KΩ			
R565	ERQ14AJW2R2	FUSIBLE 14W	5%	2R2Ω	Δ		
R566	ERDS1TJ183	CARBON 0.5W	5%	18KΩ			
R567	ERG2ANJ223	METAL 2W	5%	22KΩ			
R568	ERQ12HJ330	METAL 0.5W	5%	33Ω	Δ		
R569	ERDS1TJ120	CARBON 0.5W	5%	12Ω			
R570	ERD25TJ103	CARBON 0.25W	5%	10KΩ			
R571	ERX3FJ2R7H	METAL 3W	5%	2R7Ω			
R572	ERG3FJ821	METAL 3W	5%	820Ω	Δ		
R574	ERG3FJ151	METAL 3W	5%	150Ω	Δ		
R577	ERD25TJ683	CARBON 0.25W	5%	68KΩ			
R578	ERD25TJ153	CARBON 0.25W	5%	15KΩ			
R579	ERD25TJ274	CARBON 0.25W	5%	270KΩ			
R580	ERD25TJ563	CARBON 0.25W	5%	56KΩ			
R581	ERD25TJ104	CARBON 0.25W	5%	100KΩ			
R582	ERD25TJ225	CARBON 0.25W	5%	2M2Ω			
R583	ERD25TJ225	CARBON 0.25W	5%	2M2Ω			
R584	ERD25TJ152	CARBON 0.25W	5%	1K5Ω			
R585	TSF19201	FS LINK			Δ		
R587	ERD25TJ222	CARBON 0.25W	5%	2K2Ω			
R588	ERD25TJ222	CARBON 0.25W	5%	2K2Ω			
R589	ERDS1TJ100	CARBON 0.5W	5%	10Ω			
R591	ERF2AKR15	WIRE 2W	10%	R15Ω			
R601	ERJ6GEYJ101	S.M.CARB 0.1W	5%	100Ω			
R602	ERJ6GEYJ101	S.M.CARB 0.1W	5%	100Ω			
R603	ERJ6GEYJ102	S.M.CARB 0.1W	5%	1KΩ			
R604	ERJ6GEYJ750	S.M.CARB 0.1W	5%	75Ω			
R605	ERJ6GEYJ750	S.M.CARB 0.1W	5%	75Ω			
R606	ERJ6GEYJ750	S.M.CARB 0.1W	5%	75Ω			
R609	ERJ6GEYJ153	S.M.CARB 0.1W	5%	15KΩ			
R610	ERJ6GEYJ823	S.M.CARB 0.1W	5%	82KΩ			
R612	ERJ6GEYJ392	S.M.CARB 0.1W	5%	3K9Ω			
R613	ERJ6GEYJ392	S.M.CARB 0.1W	5%	3K9Ω			
R615	ERJ6GEYJ823	S.M.CARB 0.1W	5%	82KΩ			
R616	ERJ6GEYJ101	S.M.CARB 0.1W	5%	100Ω			
R617	ERJ6GEYJ101	S.M.CARB 0.1W	5%	100Ω			
R618	ERJ6GEYJ100	S.M.CARB 0.1W	5%	10Ω			
R619	ERJ6GEY0R00	S.M.CARB 0.1W	5%	0Ω			
R620	ERJ6GEY0R00	S.M.CARB 0.1W	5%	0Ω			
R621	ERJ6GEY0R00	S.M.CARB 0.1W	5%	0Ω			
R624	ERJ6GEYJ151	S.M.CARB 0.1W	5%	150Ω			
R625	ERJ6GEYJ393	S.M.CARB 0.1W	5%	39KΩ			
R626	ERJ6GEYJ153	S.M.CARB 0.1W	5%	15KΩ			
R627	ERJ6GEYJ681	S.M.CARB 0.1W	5%	680Ω			
R628	ERJ6GEYJ151	S.M.CARB 0.1W	5%	150Ω			
R629	ERJ6GEY0R00	S.M.CARB 0.1W	5%	0Ω			
R630	ERJ6GEYJ560	S.M.CARB 0.1W	5%	56Ω			
R632	ERJ6GEYJ393	S.M.CARB 0.1W	5%	39KΩ			
R633	ERJ6GEYJ153	S.M.CARB 0.1W	5%	15KΩ			
R634	ERJ6GEYJ681	S.M.CARB 0.1W	5%	680Ω			
R635	ERJ6GEYJ151	S.M.CARB 0.1W	5%	150Ω			
R636	ERJ6GEY0R00	S.M.CARB 0.1W	5%	0Ω			
R637	ERJ6GEYJ331	S.M.CARB 0.1W	5%	330Ω			
R639	EVNDXAA03B32	CONTROL		300Ω			
R640	ERJ6GEY0R00	S.M.CARB 0.1W	5%	0Ω			
R643	ERJ6GEYJ101	S.M.CARB 0.1W	5%	100Ω			
R644	ERJ6GEYJ102	S.M.CARB 0.1W	5%	1KΩ			
R645	ERJ6GEYJ271	S.M.CARB 0.1W	5%	270Ω			
R646	ERJ6GEY0R00	S.M.CARB 0.1W	5%	0Ω			
R647	ERJ6GEYJ151	S.M.CARB 0.1W	5%	150Ω			
R648	ERJ6GEYJ150	S.M.CARB 0.1W	5%	15Ω			
R649	ERJ6GEY0R00	S.M.CARB 0.1W	5%	0Ω			
R651	ERJ6GEYJ225	S.M.CARB 0.125W	5%	2M2Ω			
R652	ERJ6GEYJ103	S.M.CARB 0.1W	5%	10KΩ			
R653	ERJ6GEYJ103	S.M.CARB 0.1W	5%	10KΩ			
R654	ERJ6GEYJ103	S.M.CARB 0.1W	5%	10KΩ			
R655	ERJ6GEYJ243	S.M.CARB 0.125W	5%	24KΩ			
R656	ERJ6GEYJ103	S.M.CARB 0.1W	5%	10KΩ			
R657	ERJ6GEYJ103	S.M.CARB 0.1W	5%	10KΩ			

Ref No.	Part No.	Description					
R658	ERJ6GEYJ103	S.M.CARB 0.1W	5%	10KΩ			
R659	ERJ6GEYJ102	S.M.CARB 0.1W	5%	1KΩ			
R660	ERJ6GEYJ102	S.M.CARB 0.1W	5%	1KΩ			
R661	ERJ6GEYJ102	S.M.CARB 0.1W	5%	1KΩ			
R662	ERJ6GEY0R00	S.M.CARB 0.1W	5%	0Ω			
R663	ERJ6GEY0R00	S.M.CARB 0.1W	5%	0Ω			
R664	ERC14GJ206V	SOLID 14W	5%	20MΩ			
R665	ERC14GJ206V	SOLID 14W	5%	20MΩ			
R711	ERJ6GEYJ224	S.M.CARB 0.1W	5%	220KΩ			
R712	ERJ6GEYJ223	S.M.CARB 0.1W	5%	22KΩ			
R714	ERJ6GEYJ682	S.M.CARB 0.1W	5%	6K8Ω			
R715	ERJ6GEYJ222	S.M.CARB 0.1W	5%	2K2Ω			
R716	ERJ6GEY0R00	S.M.CARB 0.1W	5%	0Ω			
R717	ERJ6GEYJ153	S.M.CARB 0.1W	5%	15KΩ			
R718	ERJ6GEYJ472	S.M.CARB 0.1W	5%	4K7Ω			
R753	ERD25TJ333	CARBON 0.25W	5%	33KΩ			
R805	232266296706	THERMISTOR					
R806	ERD25TJ101	CARBON 0.25W	5%	100Ω			
R807	ERD25TJ104	CARBON 0.25W	5%	100KΩ			
R809	ERF10ZK4R7	WOUND 10W	5%	4R7Ω	Δ		
R810	ERD25TJ223	CARBON 0.25W	5%	22KΩ			
R811	ERD25TJ102	CARBON 0.25W	5%	1KΩ			
R812	ERD25TJ681	CARBON 0.25W	5%	680Ω			
R814	ERD25TJ332	CARBON 0.25W	5%	3K3Ω			
R815	ERD25TJ150	CARBON 0.25W	5%	15Ω			
R816	ERDS1TJ470	CARBON 0.5W	5%	47Ω			
R818	ERD25TJ331	CARBON 0.25W	5%	330Ω			
R820	ERG3FJ223	METAL 3W	5%	22KΩ	Δ		
R821	ERG3FJ223	METAL 3W	5%	22KΩ	Δ		
R822	ERD25TJ391	CARBON 0.25W	5%	390Ω			
R823	ERX2SJR22	METAL 2W	5%	R22Ω			
R824	ERX2SJR22	METAL 2W	5%	R22Ω			
R825	ERX2SJR22	METAL 2W	5%	R22Ω			
R827	ERDS1FJ100	CARBON 0.5W	5%	10Ω			
R828	ERD25TJ103	CARBON 0.25W	5%	10KΩ			
R829	ERD25TJ471	CARBON 0.25W	5%	470Ω			
R831	ERD75TAJ825	CARBON 0.75W	5%	8M2Ω	Δ		
R832	ERG1SJ331	METAL 1W	5%	330Ω	Δ		
R835	ERD25TJ220	CARBON 0.25W	5%	22Ω			
R836	ERD25TJ100	CARBON 0.25W	5%	10Ω			
R837	ERD25TJ153	CARBON 0.25W	5%	15KΩ			
R838	ERD25TJ102	CARBON 0.25W	5%	1KΩ			
R847	ERQ1CKPR68	FUSIBLE 1W	5%	R68Ω	Δ		
R853	ERO25CKF1002	METAL 0.25W	1%	10KΩ	Δ		
R854	ERDS1TJ153	CARBON 0.5W	5%	15KΩ			
R855	ERD25TJ472	CARBON 0.25W	5%	4K7Ω			
R856	ERD25TJ473	CARBON 0.25W	5%	47KΩ			
R858	ERO25CKF1002	METAL 0.25W	1%	10KΩ	Δ		
R862	ERD25TJ472	CARBON 0.25W	5%	4K7Ω			
R863	ERG3FJ470	METAL 3W	5%	47Ω	Δ		
R864	ERDS1TJ103	CARBON 0.5W	5%	10KΩ			
R865	ERG3FJ470	METAL 3W	5%	47Ω	Δ		
R867	ERD25TJ102	CARBON 0.25W	5%	1KΩ			
R870	ERD25TJ101	CARBON 0.25W	5%	100Ω			
R873	ERDS1TJ2R2	CARBON 0.5W	5%	2.2Ω			
R876	ERD25TJ562	CARBON 0.25W	5%	5K6Ω			
R877	ERO25CKF1022	METAL 25W	1%	10KΩ	Δ		
R878	ERO25CKF1002	METAL 0.25W	1%	10KΩ	Δ		
R883	ERD25TJ103	CARBON 0.25W	5%	10KΩ			
R885	ERD25TJ103	CARBON 0.25W	5%	10KΩ			
R886	ERF10ZK4R7	WOUND 10W	5%	4R7Ω	Δ		
R888	ERDS1TJ393	CARBON 0.5W	5%	39KΩ			
R889	ERD25TJ392	CARBON 0.25W	5%	3K9Ω			
R890	ERX3SJR56	METAL 3W	5%	R56Ω			
R891	ERD25TJ103	CARBON 0.25W	5%	10KΩ			
R892	ERD25TJ222	CARBON 0.25W	5%	2K2Ω			
R894	ERD25TJ101	CARBON 0.25W	5%	100Ω			
R905	ERJ6GEYJ681	S.M.CARB 0.1W	5%	680Ω			
R906	ERJ6GEYJ563	S.M.CARB 0.1W	5%	56KΩ			
R907	ERJ6GEYJ822	S.M.CARB 0.1W	5%	8K2Ω			
R908	ERJ6GEYJ471	S.M.CARB 0.1W	5%	470Ω			

Ref No.	Part No.	Description				
R909	ERJ6GEYJ222	S.M.CARB	0.1W	5%	2K2Ω	
R910	ERJ6GEYJ101	S.M.CARB	0.1W	5%	100Ω	
R911	ERD25TJ561	CARBON	0.25W	5%	560Ω	
R913	ERJ6GEYJ183	S.M.CARB	0.1W	5%	18KΩ	
R914	ERJ6GEYJ222	S.M.CARB	0.1W	5%	2K2Ω	
R915	ERJ6GEYJ182	S.M.CARB	0.1W	5%	1K8Ω	
R916	ERJ6GEYJ221	S.M.CARB	0.1W	5%	220Ω	
R918	ERJ6GEYJ101	S.M.CARB	0.1W	5%	100Ω	
R919	ERQ14AJW390	FUSIBLE	14W	5%	39Ω	△
R920	ERQ14AJW390	FUSIBLE	14W	5%	39Ω	△
R922	ERD25TJ683	CARBON	0.25W	5%	68KΩ	
R923	ERD25TJ683	CARBON	0.25W	5%	68KΩ	
R924	ERDS1FYJ390	CARBON	0.5W	5%	39Ω	△
R925	ERJ6GEY0R00	S.M.CARB	0.1W	5%	0Ω	
R926	ERJ6GEY0R00	S.M.CARB	0.1W	5%	0Ω	
R927	ERD25TJ122	CARBON	0.25W	5%	1K2Ω	
R928	ERD25TJ2R7	CARBON	0.25W	5%	2R7Ω	
R929	ERDS1FYJ471	CARBON	0.5W	5%	470Ω	△
R930	ERD25TJ2R7	CARBON	0.25W	5%	2R7Ω	
R931	ERDS1FYJ390	CARBON	0.5W	5%	39Ω	△
R932	ERDS1FYJ101	CARBON	0.5W	5%	100Ω	△
R933	ERJ6GEYJ472	S.M.CARB	0.1W	5%	4K7Ω	
R934	ERJ6GEYJ222	S.M.CARB	0.1W	5%	2K2Ω	
R935	ERQ14AJW3R9	FUSIBLE	14W	5%	3R9Ω	△
R936	ERQ1CJP102	METAL	1W	5%	1KΩ	△
R937	ERQ14AJW100	METAL	0.25W	5%	10Ω	△
R938	ERD25TJ122	CARBON	0.25W	5%	1K2Ω	
R940	ERD25TJ3R3	CARBON	0.25W	5%	3R3Ω	
R941	ERD25TJ3R3	CARBON	0.25W	5%	3R3Ω	
R1054	ERD25TJ101	CARBON	0.25W	5%	100Ω	
R1057	ERD25TJ101	CARBON	0.25W	5%	100Ω	
R1058	ERD25TJ471	CARBON	0.25W	5%	470Ω	
R1059	ERD25TJ103	CARBON	0.25W	5%	10KΩ	
R1061	ERD25TJ103	CARBON	0.25W	5%	10KΩ	
R1062	ERD25TJ222	CARBON	0.25W	5%	2K2Ω	
R1063	ERD25TJ222	CARBON	0.25W	5%	2K2Ω	
R1064	ERD25TJ332	CARBON	0.25W	5%	3K3Ω	
R1065	ERD25TJ512	CARBON	0.25W	5%	5K1Ω	
R1066	ERD25TJ912	CARBON	0.25W	5%	9K1Ω	
R1101	ERJ6GEYJ472	S.M.CARB	0.1W	5%	4K7Ω	
R1102	ERJ6GEYJ472	S.M.CARB	0.1W	5%	4K7Ω	
R1103	ERJ6GEYJ472	S.M.CARB	0.1W	5%	4K7Ω	
R1104	ERJ6GEYJ472	S.M.CARB	0.1W	5%	4K7Ω	
R1105	ERJ6GEYJ472	S.M.CARB	0.1W	5%	4K7Ω	
R1106	ERJ6GEYJ472	S.M.CARB	0.1W	5%	4K7Ω	
R1107	ERJ6GEYJ472	S.M.CARB	0.1W	5%	4K7Ω	
R1108	ERJ6GEYJ472	S.M.CARB	0.1W	5%	4K7Ω	
R1111	ERJ6GEYJ101	S.M.CARB	0.1W	5%	100Ω	
R1112	ERJ6GEYJ101	S.M.CARB	0.1W	5%	100Ω	
R1113	ERJ6GEYJ101	S.M.CARB	0.1W	5%	100Ω	
R1116	ERJ6GEYJ101	S.M.CARB	0.1W	5%	100Ω	
R1117	ERJ6GEYJ101	S.M.CARB	0.1W	5%	100Ω	
R1118	ERJ6GEYJ101	S.M.CARB	0.1W	5%	100Ω	
R1119	ERJ6GEYJ101	S.M.CARB	0.1W	5%	100Ω	
R1120	ERJ6GEYJ101	S.M.CARB	0.1W	5%	100Ω	
R1121	ERJ6GEYJ101	S.M.CARB	0.1W	5%	100Ω	
R1122	ERJ6GEYJ101	S.M.CARB	0.1W	5%	100Ω	
R1123	ERJ6GEYJ472	S.M.CARB	0.1W	5%	4K7Ω	
R1124	ERJ6GEYJ103	S.M.CARB	0.1W	5%	10KΩ	
R1125	ERJ6GEYJ103	S.M.CARB	0.1W	5%	10KΩ	
R1126	ERJ6GEYJ101	S.M.CARB	0.1W	5%	100Ω	
R1127	ERJ6GEYJ101	S.M.CARB	0.1W	5%	100Ω	
R1128	ERJ6GEYJ100	S.M.CARB	0.1W	5%	10Ω	
R1129	ERJ6GEYJ100	S.M.CARB	0.1W	5%	10Ω	
R1133	ERJ6GEYJ103	S.M.CARB	0.1W	5%	10KΩ	
R1134	ERJ6GEYJ103	S.M.CARB	0.1W	5%	10KΩ	
R1135	ERJ6GEY0R00	S.M.CARB	0.1W	5%	0Ω	
R1136	ERJ6GEYJ221	S.M.CARB	0.1W	5%	220Ω	
R1137	ERJ6GEYJ561	S.M.CARB	0.1W	5%	560Ω	
R1138	ERJ6GEYJ103	S.M.CARB	0.1W	5%	10KΩ	
R1140	ERJ6GEYJ101	S.M.CARB	0.1W	5%	100Ω	
R1142	ERJ6GEYJ103	S.M.CARB	0.1W	5%	10KΩ	

Ref No.	Part No.	Description				
R1143	ERJ6GEYJ392	S.M.CARB	0.1W	5%	3K9Ω	
R1144	ERJ6GEYJ102	S.M.CARB	0.1W	5%	1KΩ	
R1145	ERJ6GEYJ472	S.M.CARB	0.1W	5%	4K7Ω	
R1149	ERJ6GEYJ473	S.M.CARB	0.1W	5%	47KΩ	
R1150	ERJ6GEYJ472	S.M.CARB	0.1W	5%	4K7Ω	
R1151	ERJ6GEYJ472	S.M.CARB	0.1W	5%	4K7Ω	
R1152	ERJ6GEYJ472	S.M.CARB	0.1W	5%	4K7Ω	
R1153	ERJ6GEYJ472	S.M.CARB	0.1W	5%	4K7Ω	
R1154	ERJ6GEYJ472	S.M.CARB	0.1W	5%	4K7Ω	
R1156	ERJ6GEYJ182	S.M.CARB	0.1W	5%	1K8Ω	
R1163	ERJ6GEYJ152	S.M.CARB	0.1W	5%	1K5Ω	
R1164	ERJ6GEYJ101	S.M.CARB	0.1W	5%	100Ω	
R1169	ERJ6GEYJ102	S.M.CARB	0.1W	5%	1KΩ	
R1170	ERJ6GEYJ332	S.M.CARB	0.1W	5%	3K3Ω	
R1171	ERJ6GEYJ682	S.M.CARB	0.1W	5%	6K8Ω	
R1172	ERJ6GEYJ561	S.M.CARB	0.1W	5%	560Ω	
R1174	ERDS1TJ561	CARBON	0.5W	5%	560Ω	
R1182	ERJ6GEYJ472	S.M.CARB	0.1W	5%	4K7Ω	
R1183	ERJ6GEYJ472	S.M.CARB	0.1W	5%	4K7Ω	
R1184	ERJ6GEYJ472	S.M.CARB	0.1W	5%	4K7Ω	
R1185	ERJ6GEYJ101	S.M.CARB	0.1W	5%	100Ω	
R1186	ERJ6GEYJ103	S.M.CARB	0.1W	5%	10KΩ	
R1188	ERJ6GEYJ222	S.M.CARB	0.1W	5%	2K2Ω	
R1190	ERJ6GEY0R00	S.M.CARB	0.1W	5%	0Ω	
R1191	ERJ6GEYJ104	S.M.CARB	0.1W	5%	100KΩ	
R1192	ERJ6GEYJ104	S.M.CARB	0.1W	5%	100KΩ	
R1193	ERJ6GEYJ103	S.M.CARB	0.1W	5%	10KΩ	
R1194	ERJ6GEYJ101	S.M.CARB	0.1W	5%	100Ω	
R1301	ERJ6GEYJ102	S.M.CARB	0.1W	5%	1KΩ	
R1302	ERJ6GEYJ392	S.M.CARB	0.1W	5%	3K9Ω	
R1305	ERJ6GEYJ560	S.M.CARB	0.1W	5%	56Ω	
R1306	ERJ6GEYJ101	S.M.CARB	0.1W	5%	100Ω	
R1307	ERJ6GEYJ562	S.M.CARB	0.1W	5%	5K6Ω	
R1308	ERJ6GEYJ105	S.M.CARB	0.1W	5%	1MΩ	
R1313	ERJ6GEY0R00	S.M.CARB	0.1W	5%	0Ω	
R1315	ERJ6GEYJ101	S.M.CARB	0.1W	5%	100Ω	
R1317	ERJ6GEYJ181	S.M.CARB	0.1W	5%	180Ω	
R1318	ERJ6GEYJ181	S.M.CARB	0.1W	5%	180Ω	
R1319	ERJ6GEY0R00	S.M.CARB	0.1W	5%	0Ω	
R1320	ERJ6GEYJ472	S.M.CARB	0.1W	5%	4K7Ω	
R1321	ERJ6GEYJ472	S.M.CARB	0.1W	5%	4K7Ω	
R1322	ERJ6GEYJ103	S.M.CARB	0.1W	5%	10KΩ	
R1323	ERJ6GEYJ103	S.M.CARB	0.1W	5%	10KΩ	
R1324	ERJ6GEYJ472	S.M.CARB	0.1W	5%	4K7Ω	
R1325	ERJ6GEYJ101	S.M.CARB	0.1W	5%	100Ω	
R1326	ERJ6GEYJ101	S.M.CARB	0.1W	5%	100Ω	
R1327	ERJ6GEYJ470	S.M.CARB	0.1W	5%	47Ω	
R1328	ERJ6GEYJ102	S.M.CARB	0.1W	5%	1KΩ	
R1329	ERJ6GEY0R00	S.M.CARB	0.1W	5%	0Ω	
R1337	ERJ6GEYJ562	S.M.CARB	0.1W	5%	5K6Ω	
R1340	ERJ6GEYJ272	S.M.CARB	0.1W	5%	2K7Ω	
R1501	ERJ6GEYJ560	S.M.CARB	0.1W	5%	56Ω	
R1502	ERJ6GEYJ560	S.M.CARB	0.1W	5%	56Ω	
R1504	ERJ6GEYJ121	S.M.CARB	0.1W	5%	120Ω	
R1507	ERJ6GEYJ272	S.M.CARB	0.1W	5%	2K7Ω	
R1508	ERJ6GEYJ121	S.M.CARB	0.1W	5%	120Ω	
R1510	ERJ6GEYJ101	S.M.CARB	0.1W	5%	100Ω	
R1511	ERJ6GEYJ272	S.M.CARB	0.1W	5%	2K7Ω	
R1513	ERJ6GEYJ272	S.M.CARB	0.1W	5%	2K7Ω	
R1515	ERJ6GEYJ102	S.M.CARB	0.1W	5%	1KΩ	
R1516	ERJ6GEYJ102	S.M.CARB	0.1W	5%	1KΩ	
R1517	ERJ6GEYJ102	S.M.CARB	0.1W	5%	1KΩ	
R1518	ERJ6GEYJ101	S.M.CARB	0.1W	5%	100Ω	
R1519	ERJ6GEYJ101	S.M.CARB	0.1W	5%	100Ω	
R1520	ERJ6GEYJ101	S.M.CARB	0.1W	5%	100Ω	
R1523	ERJ6GEYJ101	S.M.CARB	0.1W	5%	100Ω	
R1550	ERJ6GEYJ221	S.M.CARB	0.1W	5%	220Ω	
R1551	ERJ6GEYJ180	S.M.CARB	0.1W	5%	18Ω	
R1552	ERJ6GEYJ560	S.M.CARB	0.1W	5%	56Ω	
R1554	ERJ6GEYJ180	S.M.CARB	0.1W	5%	18Ω	
R1555	ERJ6GEYJ331	S.M.CARB	0.1W	5%	330Ω	
R1560	ERJ6GEYJ101	S.M.CARB	0.1W	5%	100Ω	

Ref No.	Part No.	Description
R1561	ERJ6GEYJ101	S.M.CARB 0.1W 5% 100Ω
R1562	ERJ6GEYJ101	S.M.CARB 0.1W 5% 100Ω
R1563	ERJ6GEYJ180	S.M.CARB 0.1W 5% 18Ω
R1568	ERJ6GEYJ221	S.M.CARB 0.1W 5% 220Ω
R1570	ERJ6GEYJ331	S.M.CARB 0.1W 5% 330Ω
R1572	ERJ6GEYJ561	S.M.CARB 0.1W 5% 560Ω
R1575	ERJ6GEYJ391	S.M.CARB 0.1W 5% 390Ω
R1576	ERJ6GEYJ821	S.M.CARB 0.1W 5% 820Ω
R1577	ERJ6GEYJ750	S.M.CARB 0.1W 5% 75Ω
R1578	ERJ6GEYJ100	S.M.CARB 0.1W 5% 10Ω
R1581	ERJ6GEYJ472	S.M.CARB 0.1W 5% 4K7Ω
R1605	ERJ6GEYJ101	S.M.CARB 0.1W 5% 100Ω
R1606	ERJ6GEYJ101	S.M.CARB 0.1W 5% 100Ω
R1608	ERJ6GEYJ472	S.M.CARB 0.1W 5% 4K7Ω
R1620	ERJ6GEYJ472	S.M.CARB 0.1W 5% 4K7Ω
R1621	ERJ6GEYJ101	S.M.CARB 0.1W 5% 100Ω
R1622	ERJ6GEYJ101	S.M.CARB 0.1W 5% 100Ω
R1624	ERJ6GEY0R00	S.M.CARB 0.1W 5% 0Ω
R1625	ERJ6GEYJ271	S.M.CARB 0.1W 5% 270Ω
R1626	ERJ6GEYJ391	S.M.CARB 0.1W 5% 390Ω
R1627	ERJ6GEYJ622	SM.CARB0.125W 5% 6K2Ω
R1628	ERJ6GEYJ151	S.M.CARB 0.1W 5% 150Ω
R1629	ERJ6GEYJ181	S.M.CARB 0.1W 5% 180Ω
R1630	ERJ6GEYJ181	S.M.CARB 0.1W 5% 180Ω
R1631	ERJ6GEYJ103	S.M.CARB 0.1W 5% 10KΩ
R1632	ERJ6GEYJ133	SM.CARB0.125W 5% 13KΩ
R1633	ERJ6GEYJ151	S.M.CARB 0.1W 5% 150Ω
R1634	ERJ6GEY0R00	S.M.CARB 0.1W 5% 0Ω
R1641	ERJ6GEYJ560	S.M.CARB 0.1W 5% 56Ω
R1643	ERJ6GEYJ102	S.M.CARB 0.1W 5% 1KΩ
R1644	ERJ6GEYJ560	S.M.CARB 0.1W 5% 56Ω
R1646	ERJ6GEYJ331	S.M.CARB 0.1W 5% 330Ω
R1647	ERJ6GEYJ151	S.M.CARB 0.1W 5% 150Ω
R1648	ERJ6GEYJ560	S.M.CARB 0.1W 5% 56Ω
R1649	ERJ6GEYJ560	S.M.CARB 0.1W 5% 56Ω
R1650	ERJ6GEYJ560	S.M.CARB 0.1W 5% 56Ω
R1652	ERJ6GEYJ102	S.M.CARB 0.1W 5% 1KΩ
R1653	ERJ6GEYJ560	S.M.CARB 0.1W 5% 56Ω
R1654	ERJ6GEYJ560	S.M.CARB 0.1W 5% 56Ω
R1656	ERJ6GEYJ102	S.M.CARB 0.1W 5% 1KΩ
R1659	ERJ6GEYJ560	S.M.CARB 0.1W 5% 56Ω
R1662	ERJ6GEYJ560	S.M.CARB 0.1W 5% 56Ω
R1666	ERJ6GEY0R00	S.M.CARB 0.1W 5% 0Ω
R1667	ERJ6GEYJ560	S.M.CARB 0.1W 5% 56Ω
R1668	ERJ6GEYJ560	S.M.CARB 0.1W 5% 56Ω
R1679	ERJ6GEYJ473	S.M.CARB 0.1W 5% 47KΩ
R1680	ERJ6GEYJ153	S.M.CARB 0.1W 5% 15KΩ
R1681	ERJ6GEY0R00	S.M.CARB 0.1W 5% 0Ω
R1682	ERJ6GEYJ151	S.M.CARB 0.1W 5% 150Ω
R1683	ERJ6GEYJ151	S.M.CARB 0.1W 5% 150Ω
R1688	ERJ6GEYJ561	S.M.CARB 0.1W 5% 560Ω
R1701	ERJ6GEYJ180	S.M.CARB 0.1W 5% 18Ω
R1703	ERJ6GEYJ101	S.M.CARB 0.1W 5% 100Ω
R1704	ERJ6GEYJ101	S.M.CARB 0.1W 5% 100Ω
R1705	ERJ6GEYJ473	S.M.CARB 0.1W 5% 47KΩ
R1706	ERJ6GEYJ473	S.M.CARB 0.1W 5% 47KΩ
R1707	ERJ6GEYJ180	S.M.CARB 0.1W 5% 18Ω
R1710	ERJ6GEYJ180	S.M.CARB 0.1W 5% 18Ω
R1713	ERJ6GEYJ472	S.M.CARB 0.1W 5% 4K7Ω
R1716	ERJ6GEY0R00	S.M.CARB 0.1W 5% 0Ω
R1724	ERJ6GEYJ561	S.M.CARB 0.1W 5% 560Ω
R1730	ERJ6GEYJ821	S.M.CARB 0.1W 5% 820Ω
R1777	ERJ6GEYJ561	S.M.CARB 0.1W 5% 560Ω
R1778	ERJ6GEYJ821	S.M.CARB 0.1W 5% 820Ω
R1901	ERD25TJ110	CARBON 0.25W 5% 11Ω
R1902	ERD25TJ110	CARBON 0.25W 5% 11Ω
R1903	ERD25TJ154	CARBON 0.25W 5% 150KΩ
R1904	ERD25TJ154	CARBON 0.25W 5% 150KΩ
R1905	ERD25TJ154	CARBON 0.25W 5% 150KΩ
R1906	ERD25TJ753	CARBON 0.25W 5% 75KΩ
R1908	ERD25TJ682	CARBON 0.25W 5% 6K8Ω
R1909	ERD25TJ362	CARBON 0.25W 5% 3K6Ω

Ref No.	Part No.	Description
R2001	ERJ6GEYJ473	S.M.CARB 0.1W 5% 47KΩ
R2002	ERD25TJ102	CARBON 0.25W 5% 1KΩ
R2004	ERJ6GEYJ103	S.M.CARB 0.1W 5% 10KΩ
R2005	ERJ6GEYJ101	S.M.CARB 0.1W 5% 100Ω
R2006	ERJ6GEYJ101	S.M.CARB 0.1W 5% 100Ω
R2007	ERJ6GEYJ183	S.M.CARB 0.1W 5% 18KΩ
R2008	ERJ6GEY0R00	S.M.CARB 0.1W 5% 0Ω
R2009	ERJ6GEY0R00	S.M.CARB 0.1W 5% 0Ω
R2010	ERJ6GEYJ101	S.M.CARB 0.1W 5% 100Ω
R2011	ERJ6GEYJ222	S.M.CARB 0.1W 5% 2K2Ω
R2012	ERJ6GEYJ101	S.M.CARB 0.1W 5% 100Ω
R2013	ERJ6GEYJ222	S.M.CARB 0.1W 5% 2K2Ω
R2014	ERJ6GEYJ471	S.M.CARB 0.1W 5% 470Ω
R2015	ERJ6GEYJ222	S.M.CARB 0.1W 5% 2K2Ω
R2016	ERJ6GEYJ471	S.M.CARB 0.1W 5% 470Ω
R2017	ERJ6GEYJ222	S.M.CARB 0.1W 5% 2K2Ω
R2018	ERJ6GEYJ471	S.M.CARB 0.1W 5% 470Ω
R2019	ERJ6GEYJ471	S.M.CARB 0.1W 5% 470Ω
R2020	ERJ6GEYJ562	S.M.CARB 0.1W 5% 5K6Ω
R2021	ERJ6GEYJ102	S.M.CARB 0.1W 5% 1KΩ
R2022	ERJ6GEYJ471	S.M.CARB 0.1W 5% 470Ω
R2023	ERJ6GEY0R00	S.M.CARB 0.1W 5% 0Ω
R2024	ERD25TJ221	CARBON 0.25W 5% 220Ω
R2025	ERJ6GEYJ123	S.M.CARB 0.1W 5% 12KΩ
R2026	ERJ6GEYJ562	S.M.CARB 0.1W 5% 5K6Ω
R2027	ERJ6GEYJ102	S.M.CARB 0.1W 5% 1KΩ
R2038	ERJ6GEY0R00	S.M.CARB 0.1W 5% 0Ω
R2039	ERJ6GEYJ471	S.M.CARB 0.1W 5% 470Ω
R2040	ERJ6GEYJ223	S.M.CARB 0.1W 5% 22KΩ
R2041	ERJ6GEYJ473	S.M.CARB 0.1W 5% 47KΩ
R2044	ERJ6GEYJ471	S.M.CARB 0.1W 5% 470Ω
R2045	ERJ6GEYJ471	S.M.CARB 0.1W 5% 470Ω
R2351	ERQ14AJW100	METAL 0.25W 5% 10Ω ▲
R2352	ERD25TJ101	CARBON 0.25W 5% 100Ω
R2353	ERD25TJ101	CARBON 0.25W 5% 100Ω
R2354	ERD25TJ473	CARBON 0.25W 5% 47KΩ
R2355	ERD25TJ102	CARBON 0.25W 5% 1KΩ
R2356	ERD25TJ102	CARBON 0.25W 5% 1KΩ
R2357	ERD25TJ102	CARBON 0.25W 5% 1KΩ
R2358	ERD25TJ102	CARBON 0.25W 5% 1KΩ
R2359	ERD25TJ271	CARBON 0.25W 5% 270Ω
R2360	ERD25TJ183	CARBON 0.25W 5% 18KΩ
R2361	ERD25TJ100	CARBON 0.25W 5% 10Ω
R2371	ERQ14AJW100	METAL 0.25W 5% 10Ω ▲
R2372	ERD25TJ101	CARBON 0.25W 5% 100Ω
R2373	ERD25TJ101	CARBON 0.25W 5% 100Ω
R2374	ERD25TJ473	CARBON 0.25W 5% 47KΩ
R2375	ERD25TJ102	CARBON 0.25W 5% 1KΩ
R2376	ERD25TJ102	CARBON 0.25W 5% 1KΩ
R2377	ERD25TJ102	CARBON 0.25W 5% 1KΩ
R2378	ERD25TJ102	CARBON 0.25W 5% 1KΩ
R2379	ERD25TJ271	CARBON 0.25W 5% 270Ω
R2380	ERD25TJ183	CARBON 0.25W 5% 18KΩ
R2381	ERD25TJ100	CARBON 0.25W 5% 10Ω
R2401	ERJ6GEYJ563	S.M.CARB 0.1W 5% 56KΩ
R2402	ERJ6GEYJ563	S.M.CARB 0.1W 5% 56KΩ
R2403	ERJ6GEYJ104	S.M.CARB 0.1W 5% 100KΩ
R2404	ERJ6GEYJ104	S.M.CARB 0.1W 5% 100KΩ
R2405	ERJ6GEYJ223	S.M.CARB 0.1W 5% 22KΩ
R2406	ERJ6GEYJ821	S.M.CARB 0.1W 5% 820Ω
R2408	ERJ6GEYJ332	S.M.CARB 0.1W 5% 3K3Ω
R2409	ERJ6GEYJ1R0	SM.CARB0.125W 5% 1R0Ω
R2410	ERJ6GEYJ682	S.M.CARB 0.1W 5% 6K8Ω
R2411	ERJ6GEYJ821	S.M.CARB 0.1W 5% 820Ω
R2412	ERJ6GEYJ223	S.M.CARB 0.1W 5% 22KΩ
R2413	ERJ6GEYJ101	S.M.CARB 0.1W 5% 100Ω
R2416	ERJ6GEY0R00	S.M.CARB 0.1W 5% 0Ω
R2417	ERJ6GEY0R00	S.M.CARB 0.1W 5% 0Ω
R2418	ERJ6GEY0R00	S.M.CARB 0.1W 5% 0Ω
R2419	ERJ6GEY0R00	S.M.CARB 0.1W 5% 0Ω
R2420	ERJ6GEY0R00	S.M.CARB 0.1W 5% 0Ω
R2421	ERJ6GEYJ102	S.M.CARB 0.1W 5% 1KΩ

Ref No.	Part No.	Description
R2422	ERJ6GEYJ102	S.M.CARB 0.1W 5% 1KΩ
R2423	ERJ6GEYJ104	S.M.CARB 0.1W 5% 100KΩ
R2424	ERJ6GEYJ332	S.M.CARB 0.1W 5% 3K3Ω
R2425	ERJ6GEYJ273	S.M.CARB 0.1W 5% 27KΩ
R2426	ERJ6GEYJ104	S.M.CARB 0.1W 5% 100KΩ
R2427	ERJ6GEYJ102	S.M.CARB 0.1W 5% 1KΩ
R2428	ERJ6GEYJ821	S.M.CARB 0.1W 5% 820Ω
R2430	ERJ6GEYJ153	S.M.CARB 0.1W 5% 15KΩ
R2431	ERJ6GEYJ223	S.M.CARB 0.1W 5% 22KΩ
R2434	ERJ6GEYJ103	S.M.CARB 0.1W 5% 10KΩ
R2435	ERJ6GEYJ103	S.M.CARB 0.1W 5% 10KΩ
R2436	ERJ6GEYJ104	S.M.CARB 0.1W 5% 100KΩ
R2437	ERJ6GEYJ471	S.M.CARB 0.1W 5% 470Ω
R2438	ERJ6GEYJ104	S.M.CARB 0.1W 5% 100KΩ
R2439	ERJ6GEYJ471	S.M.CARB 0.1W 5% 470Ω
R2440	ERJ6GEYJ273	S.M.CARB 0.1W 5% 27KΩ
R2441	ERJ6GEYJ104	S.M.CARB 0.1W 5% 100KΩ
R2442	ERJ6GEYJ102	S.M.CARB 0.1W 5% 1KΩ
R2443	ERJ6GEYJ473	S.M.CARB 0.1W 5% 47KΩ
R2444	ERJ6GEYJ101	S.M.CARB 0.1W 5% 100Ω
R2445	ERJ6GEYJ473	S.M.CARB 0.1W 5% 47KΩ
R2446	ERJ6GEYJ101	S.M.CARB 0.1W 5% 100Ω
R2447	ERJ6GEYJ472	S.M.CARB 0.1W 5% 47KΩ
R2448	ERJ6GEYJ333	S.M.CARB 0.1W 5% 33KΩ
R2449	ERJ6GEYJ103	S.M.CARB 0.1W 5% 10KΩ
R2450	ERJ6GEYJ104	S.M.CARB 0.1W 5% 100KΩ
R2451	ERJ6GEYJ104	S.M.CARB 0.1W 5% 100KΩ
R2452	ERJ6GEYJ472	S.M.CARB 0.1W 5% 47KΩ
R2453	ERJ6GEYJ224	S.M.CARB 0.1W 5% 220KΩ
R2454	ERJ6GEYJ224	S.M.CARB 0.1W 5% 220KΩ
R2455	ERJ6GEYJ104	S.M.CARB 0.1W 5% 100KΩ
R2456	ERJ6GEYJ821	S.M.CARB 0.1W 5% 820Ω
R2457	ERJ6GEYJ273	S.M.CARB 0.1W 5% 27KΩ
R2458	ERJ6GEYJ104	S.M.CARB 0.1W 5% 100KΩ
R2459	ERJ6GEYJ102	S.M.CARB 0.1W 5% 1KΩ
R2460	ERJ6GEYJ473	S.M.CARB 0.1W 5% 47KΩ
R2461	ERJ6GEYJ101	S.M.CARB 0.1W 5% 100Ω
R2462	ERJ6GEYJ104	S.M.CARB 0.1W 5% 100KΩ
R2463	ERJ6GEYJ104	S.M.CARB 0.1W 5% 100KΩ
R2464	ERJ6GEYJ272	S.M.CARB 0.1W 5% 2K7Ω
R2465	ERJ6GEYJ104	S.M.CARB 0.1W 5% 100KΩ
R2466	ERJ6GEYJ821	S.M.CARB 0.1W 5% 820Ω
R2467	ERJ6GEYJ273	S.M.CARB 0.1W 5% 27KΩ
R2468	ERJ6GEYJ104	S.M.CARB 0.1W 5% 100KΩ
R2469	ERJ6GEYJ221	S.M.CARB 0.1W 5% 220Ω
R2470	ERJ6GEYJ473	S.M.CARB 0.1W 5% 47KΩ
R2471	ERJ6GEYJ101	S.M.CARB 0.1W 5% 100Ω
R2472	ERJ6GEYJ473	S.M.CARB 0.1W 5% 47KΩ
R2473	ERJ6GEYJ101	S.M.CARB 0.1W 5% 100Ω
R2474	ERJ6GEYJ104	S.M.CARB 0.1W 5% 100KΩ
R2475	ERJ6GEYJ104	S.M.CARB 0.1W 5% 100KΩ
R2476	ERJ6GEYJ471	S.M.CARB 0.1W 5% 470Ω
R2477	ERJ6GEYJ474	S.M.CARB 0.1W 5% 470KΩ
R2478	ERJ6GEYJ272	S.M.CARB 0.1W 5% 2K7Ω
R2479	ERJ6GEYJ104	S.M.CARB 0.1W 5% 100KΩ
R2480	ERJ6GEYJ104	S.M.CARB 0.1W 5% 100KΩ
R2481	ERJ6GEYJ471	S.M.CARB 0.1W 5% 470Ω
R2482	ERJ6GEYJ474	S.M.CARB 0.1W 5% 470KΩ
R2483	ERJ6GEYJ272	S.M.CARB 0.1W 5% 2K7Ω
R2484	ERJ6GEYJ273	S.M.CARB 0.1W 5% 27KΩ
R2485	ERJ6GEYJ104	S.M.CARB 0.1W 5% 100KΩ
R2486	ERJ6GEYOR00	S.M.CARB 0.1W 5% 0Ω
R2487	ERJ6GEYJ103	S.M.CARB 0.1W 5% 10KΩ
R2488	ERJ6GEYJ105	S.M.CARB 0.1W 5% 1MΩ
R2489	ERJ6GEYJ103	S.M.CARB 0.1W 5% 10KΩ
R2490	ERJ6GEYJ472	S.M.CARB 0.1W 5% 47KΩ
R2491	ERJ6GEYJ153	S.M.CARB 0.1W 5% 15KΩ
R2492	ERJ6GEYJ472	S.M.CARB 0.1W 5% 47KΩ
R2493	ERJ6GEYJ472	S.M.CARB 0.1W 5% 47KΩ
R2494	ERJ6GEYJ273	S.M.CARB 0.1W 5% 27KΩ
R2495	ERJ6GEYJ102	S.M.CARB 0.1W 5% 1KΩ
R2496	ERJ6GEYJ102	S.M.CARB 0.1W 5% 1KΩ

Ref No.	Part No.	Description
R2497	ERJ6GEYJ472	S.M.CARB 0.1W 5% 47KΩ
R2498	ERJ6GEYJ101	S.M.CARB 0.1W 5% 100Ω
R2499	ERJ6GEYJ101	S.M.CARB 0.1W 5% 100Ω
R2502	ERDS1TJ154	CARBON 0.5W 5% 150K
R2503	ERDS1TJ184	CARBON 0.5W 5% 180K
R2504	ERG5FJ473	METAL 5W 5% 47KΩ ▲
R2505	ERG1FJ101P	METAL 1W 5% 100Ω ▲
R2506	ERG1FJ101P	METAL 1W 5% 100Ω ▲
R2507	ERD2FCVJ4R7P	CARBON 2W 5% 4R7Ω
R2508	ERW12PKR33	WOUND 0.5W 10% R33Ω ▲
R2509	ERD2FCVJ4R7P	CARBON 2W 5% 4R7Ω
R2510	TSF19252	FS LINK ▲
R2511	ERJ6GEYOR00	S.M.CARB 0.1W 5% 0Ω
R2512	ERJ6GEYOR00	S.M.CARB 0.1W 5% 0Ω
R2513	TSF19252	FS LINK ▲
R2514	TSF19632	FS LINK ▲
R2515	ERG3FJ101	METAL 3W 5% 100Ω ▲
R2516	ERG3FJ101	METAL 3W 5% 100Ω ▲
R2517	ERDS1TJ2R2	CARBON 0.5W 5% 2R2Ω
R2518	ERD25TJ101	CARBON 0.25W 5% 100Ω
R2519	ERD25TJ102	CARBON 0.25W 5% 1KΩ
R2520	ERDS1TJ103	CARBON 0.5W 5% 10KΩ
R2521	ERJ6GEYJ223	S.M.CARB 0.1W 5% 22KΩ
R2522	ERJ6GEYJ561	S.M.CARB 0.1W 5% 560Ω
R2523	ERG3FJ471	METAL 3W 5% 470Ω ▲
R2524	ERG3FJ471	METAL 3W 5% 470Ω ▲
R2525	ERJ6GEYJ123	S.M.CARB 0.1W 5% 12KΩ
R2526	ERJ6GEYOR00	S.M.CARB 0.1W 5% 0Ω
R2527	ERJ6GEYJ2R2	S.M.CARB 0.125W 5% 2R2Ω
R2528	ERJ6GEYJ223	S.M.CARB 0.1W 5% 22KΩ
R2529	ERJ6GEYJ122	S.M.CARB 0.1W 5% 1K2Ω
R2530	ERJ6GEYJ123	S.M.CARB 0.1W 5% 12KΩ
R2531	ERJ6GEYOR00	S.M.CARB 0.1W 5% 0Ω
R2532	ERJ6GEYJ2R2	S.M.CARB 0.125W 5% 2R2Ω
R2534	ERJ6GEYJ104	S.M.CARB 0.1W 5% 100KΩ
R2535	ERJ6GEYJ101	S.M.CARB 0.1W 5% 100Ω
R2536	ERJ6GEYJ101	S.M.CARB 0.1W 5% 100Ω
R2537	ERJ6GEYJ104	S.M.CARB 0.1W 5% 100KΩ
R2538	ERJ6GEYJ104	S.M.CARB 0.1W 5% 100KΩ
R2539	ERJ6GEYJ102	S.M.CARB 0.1W 5% 1KΩ
R2540	ERJ6GEYJ102	S.M.CARB 0.1W 5% 1KΩ
R2541	ERJ6GEYJ102	S.M.CARB 0.1W 5% 1KΩ
R2542	ERJ6GEYJ102	S.M.CARB 0.1W 5% 1KΩ
R2543	ERJ6GEYJ102	S.M.CARB 0.1W 5% 1KΩ
R2544	ERJ6GEYJ102	S.M.CARB 0.1W 5% 1KΩ
R2545	ERJ6GEYJ393	S.M.CARB 0.1W 5% 39KΩ
R2546	ERJ6GEYJ183	S.M.CARB 0.1W 5% 18KΩ
R2547	ERJ6GEYJ222	S.M.CARB 0.1W 5% 2K2Ω
R2548	ERJ6GEYJ221	S.M.CARB 0.1W 5% 220Ω
R2549	ERJ6GEYJ473	S.M.CARB 0.1W 5% 47KΩ
R2550	ERJ6GEYJ105	S.M.CARB 0.1W 5% 1MΩ
R2564	ERJ6GEYJ333	S.M.CARB 0.1W 5% 33KΩ
R2565	ERJ6GEYJ153	S.M.CARB 0.1W 5% 15KΩ
R2566	ERJ6GEYJ224	S.M.CARB 0.1W 5% 220KΩ
R2569	ERJ6GEYJ223	S.M.CARB 0.1W 5% 22KΩ
R2570	ERJ6GEYJ104	S.M.CARB 0.1W 5% 100KΩ
R2571	ERJ6GEYJ104	S.M.CARB 0.1W 5% 100KΩ
R2572	ERJ6GEYJ472	S.M.CARB 0.1W 5% 47KΩ
R2573	ERJ6GEYJ124	S.M.CARB 0.1W 5% 120KΩ
R2574	ERJ6GEYJ124	S.M.CARB 0.1W 5% 120KΩ
R2575	ERJ6GEYJ101	S.M.CARB 0.1W 5% 100Ω
R2576	ERJ6GEYJ101	S.M.CARB 0.1W 5% 100Ω
R2577	ERJ6GEYJ183	S.M.CARB 0.1W 5% 18KΩ
R2578	ERJ6GEYJ104	S.M.CARB 0.1W 5% 100KΩ
R2579	ERJ6GEYJ104	S.M.CARB 0.1W 5% 100KΩ
R2580	ERJ6GEYJ104	S.M.CARB 0.1W 5% 100KΩ
R2581	ERJ6GEYJ104	S.M.CARB 0.1W 5% 100KΩ
R2582	ERJ6GEYJ104	S.M.CARB 0.1W 5% 100KΩ
R2583	ERJ6GEYJ102	S.M.CARB 0.1W 5% 1KΩ
R2584	ERJ6GEYJ104	S.M.CARB 0.1W 5% 100KΩ
R2585	ERJ6GEYJ102	S.M.CARB 0.1W 5% 1KΩ

Ref No.	Part No.	Description
R2586	ERJ6GEYJ561	S.M.CARB 0.1W 5% 560Ω
R2587	ERJ6GEYJ102	S.M.CARB 0.1W 5% 1KΩ
R2588	ERJ6GEYJ222	S.M.CARB 0.1W 5% 2K2Ω
R2589	ERJ6GEYJ392	S.M.CARB 0.1W 5% 3K9Ω
R2590	ERJ6GEYJ822	S.M.CARB 0.1W 5% 8K2Ω
R2591	ERJ6GEYJ153	S.M.CARB 0.1W 5% 15KΩ
R2592	ERJ6GEYJ333	S.M.CARB 0.1W 5% 33KΩ
R2593	ERJ6GEYJ683	S.M.CARB 0.1W 5% 68KΩ
R2594	ERJ6GEYJ124	S.M.CARB 0.1W 5% 120KΩ
R2596	ERJ6GEYJ102	S.M.CARB 0.1W 5% 1KΩ
R2597	ERJ6GEYJ102	S.M.CARB 0.1W 5% 1KΩ
R2598	ERJ6GEYJ102	S.M.CARB 0.1W 5% 1KΩ
R2703	ERJ6GEYJ473	S.M.CARB 0.1W 5% 47KΩ
R2704	ERJ6GEYJ102	S.M.CARB 0.1W 5% 1KΩ
R2705	ERJ6GEYOR00	S.M.CARB 0.1W 5% 0Ω
R2706	ERJ6GEYOR00	S.M.CARB 0.1W 5% 0Ω
R2707	ERJ6GEYJ391	S.M.CARB 0.1W 5% 390Ω
R2708	ERJ6GEYJ103	S.M.CARB 0.1W 5% 10KΩ
R2709	ERJ6GEYJ103	S.M.CARB 0.1W 5% 10KΩ
R2710	ERJ6GEYJ103	S.M.CARB 0.1W 5% 10KΩ
R2711	ERJ6GEYJ103	S.M.CARB 0.1W 5% 10KΩ
R2712	ERJ6GEYJ622	SM.CARB0.125W 5% 6K2Ω
R2713	ERJ6GEYJ622	SM.CARB0.125W 5% 6K2Ω
R2714	ERJ6GEYJ103	S.M.CARB 0.1W 5% 10KΩ
R2715	ERJ6GEYJ103	S.M.CARB 0.1W 5% 10KΩ
R2716	ERJ6GEYJ103	S.M.CARB 0.1W 5% 10KΩ
R2717	ERJ6GEYJ622	SM.CARB0.125W 5% 6K2Ω
R2718	ERJ6GEYJ103	S.M.CARB 0.1W 5% 10KΩ
R2801	ERJ6GEYJ473	S.M.CARB 0.1W 5% 47KΩ
R2802	ERJ6GEYJ103	S.M.CARB 0.1W 5% 10KΩ
R2803	ERJ6GEYJ103	S.M.CARB 0.1W 5% 10KΩ
R2804	ERJ6GEYJ104	S.M.CARB 0.1W 5% 100KΩ
R2805	ERJ6GEYJ563	S.M.CARB 0.1W 5% 56KΩ
R2806	ERJ6GEYJ154	S.M.CARB 0.1W 5% 150KΩ
R2807	ERJ6GEYJ474	S.M.CARB 0.1W 5% 470KΩ
R2808	ERJ6GEYJ393	S.M.CARB 0.1W 5% 39KΩ
R2809	ERJ6GEYJ184	S.M.CARB 0.1W 5% 180KΩ
R2810	ERJ6GEYJ184	S.M.CARB 0.1W 5% 180KΩ
R2811	ERJ6GEYJ393	S.M.CARB 0.1W 5% 39KΩ
R2812	ERJ6GEYJ474	S.M.CARB 0.1W 5% 470KΩ
R2813	ERJ6GEYJ104	S.M.CARB 0.1W 5% 100KΩ
R2814	ERJ6GEYJ184	S.M.CARB 0.1W 5% 180KΩ
R2815	ERJ6GEYJ333	S.M.CARB 0.1W 5% 33KΩ
R2816	ERJ6GEYJ102	S.M.CARB 0.1W 5% 1KΩ
R2817	ERJ6GEYJ473	S.M.CARB 0.1W 5% 47KΩ
R2818	ERJ6GEYJ102	S.M.CARB 0.1W 5% 1KΩ
R2819	ERJ6GEYJ473	S.M.CARB 0.1W 5% 47KΩ
R2820	ERJ6GEYJ102	S.M.CARB 0.1W 5% 1KΩ
R2821	ERJ6GEYJ473	S.M.CARB 0.1W 5% 47KΩ
R2822	ERJ6GEYJ102	S.M.CARB 0.1W 5% 1KΩ
R2823	ERJ6GEYJ473	S.M.CARB 0.1W 5% 47KΩ
R3006	ERJ6GEYJ750	S.M.CARB 0.1W 5% 75Ω
R3111	ERJ6GEYJ102	S.M.CARB 0.1W 5% 1KΩ
R3112	ERJ6GEYJ102	S.M.CARB 0.1W 5% 1KΩ
R3114	ERJ6GEYJ681	S.M.CARB 0.1W 5% 680Ω
R3115	ERJ6GEYJ104	S.M.CARB 0.1W 5% 100KΩ
R3117	ERJ6GEYJ104	S.M.CARB 0.1W 5% 100KΩ
R3118	ERJ6GEYJ681	S.M.CARB 0.1W 5% 680Ω
R3119	ERJ6GEYJ333	S.M.CARB 0.1W 5% 33KΩ
R3120	ERJ6GEYJ101	S.M.CARB 0.1W 5% 100Ω
R3121	ERJ6GEYJ101	S.M.CARB 0.1W 5% 100Ω
R3122	ERJ6GEYJ333	S.M.CARB 0.1W 5% 33KΩ
R3123	ERJ6GEYJ153	S.M.CARB 0.1W 5% 15KΩ
R3124	ERJ6GEYJ750	S.M.CARB 0.1W 5% 75Ω
R3125	ERJ6GEYJ470	S.M.CARB 0.1W 5% 47Ω
R3126	ERJ6GEYJ102	S.M.CARB 0.1W 5% 1KΩ
R3127	ERJ6GEYJ102	S.M.CARB 0.1W 5% 1KΩ
R3128	ERJ6GEYJ104	S.M.CARB 0.1W 5% 100KΩ
R3129	ERJ6GEYJ104	S.M.CARB 0.1W 5% 100KΩ
R3130	ERJ6GEYJ681	S.M.CARB 0.1W 5% 680Ω
R3131	ERJ6GEYJ681	S.M.CARB 0.1W 5% 680Ω
R3132	ERD2FCVG100T	CARBON 2W 2% 10Ω


Ref No.	Part No.	Description
R3133	ERJ6GEYJ101	S.M.CARB 0.1W 5% 100Ω
R3134	ERJ6GEYJ101	S.M.CARB 0.1W 5% 100Ω
R3135	ERJ6GEYJ101	S.M.CARB 0.1W 5% 100Ω
R3136	ERJ6GEYJ101	S.M.CARB 0.1W 5% 100Ω
R3137	ERJ6GEYJ750	S.M.CARB 0.1W 5% 75Ω
R3138	ERJ6GEYJ470	S.M.CARB 0.1W 5% 47Ω
R3139	ERJ6GEYJ101	S.M.CARB 0.1W 5% 100Ω
R3140	ERJ6GEYJ101	S.M.CARB 0.1W 5% 100Ω
R3141	ERJ6GEYJ101	S.M.CARB 0.1W 5% 100Ω
R3142	ERJ6GEYJ101	S.M.CARB 0.1W 5% 100Ω
R3143	ERJ6GEYJ333	S.M.CARB 0.1W 5% 33KΩ
R3144	ERJ6GEYJ101	S.M.CARB 0.1W 5% 100Ω
R3145	ERJ6GEYJ101	S.M.CARB 0.1W 5% 100Ω
R3146	ERJ6GEYJ333	S.M.CARB 0.1W 5% 33KΩ
R3147	ERJ6GEYJ153	S.M.CARB 0.1W 5% 15KΩ
R3148	ERJ6GEYJ750	S.M.CARB 0.1W 5% 75Ω
R3149	ERJ6GEYJ750	S.M.CARB 0.1W 5% 75Ω
R3150	ERJ6GEYJ470	S.M.CARB 0.1W 5% 47Ω
R3151	ERJ6GEYJ750	S.M.CARB 0.1W 5% 75Ω
R3152	ERJ6GEYJ101	S.M.CARB 0.1W 5% 100Ω
R3153	ERJ6GEYJ101	S.M.CARB 0.1W 5% 100Ω
R3154	ERD2FCVG100T	CARBON 2W 2% 10Ω
R3158	ERJ6GEYJ470	S.M.CARB 0.1W 5% 47Ω
R3159	ERJ6GEYJ681	S.M.CARB 0.1W 5% 680Ω
R3160	ERJ6GEYJ563	S.M.CARB 0.1W 5% 56KΩ
R3161	ERJ6GEYJ121	S.M.CARB 0.1W 5% 120Ω
R3162	ERJ6GEYJ101	S.M.CARB 0.1W 5% 100Ω
R3163	ERJ6GEYJ153	S.M.CARB 0.1W 5% 15KΩ
R3165	ERJ6GEYJ103	S.M.CARB 0.1W 5% 10KΩ
R3167	ERJ6GEYJ103	S.M.CARB 0.1W 5% 10KΩ
R3178	ERJ6GEYOR00	S.M.CARB 0.1W 5% 0Ω
R3180	ERJ6GEYOR00	S.M.CARB 0.1W 5% 0Ω
R3182	ERJ6GEYOR00	S.M.CARB 0.1W 5% 0Ω
R3184	ERJ6GEYOR00	S.M.CARB 0.1W 5% 0Ω
R3185	ERJ6GEYJ333	S.M.CARB 0.1W 5% 33KΩ
R3186	ERJ6GEYJ101	S.M.CARB 0.1W 5% 100Ω
R3187	ERJ6GEYJ333	S.M.CARB 0.1W 5% 33KΩ
R3188	ERJ6GEYJ101	S.M.CARB 0.1W 5% 100Ω
R3192	ERJ6GEYOR00	S.M.CARB 0.1W 5% 0Ω
R3193	ERJ6GEYOR00	S.M.CARB 0.1W 5% 0Ω
R3194	ERJ6GEYJ750	S.M.CARB 0.1W 5% 75Ω
R3195	ERJ6GEYJ750	S.M.CARB 0.1W 5% 75Ω
R3196	ERJ6GEYJ470	S.M.CARB 0.1W 5% 47Ω
R3197	ERD2FCVG100T	CARBON 2W 2% 10Ω
R3198	ERJ6GEYJ470	S.M.CARB 0.1W 5% 47Ω
R3199	ERJ6GEYJ470	S.M.CARB 0.1W 5% 47Ω
R3200	ERJ6GEYJ104	S.M.CARB 0.1W 5% 100KΩ
R3201	ERJ6GEYJ332	S.M.CARB 0.1W 5% 3K3Ω
R3202	ERJ6GEYJ332	S.M.CARB 0.1W 5% 3K3Ω
R3205	ERJ6GEYJ104	S.M.CARB 0.1W 5% 100KΩ
R3206	ERJ6GEYJ104	S.M.CARB 0.1W 5% 100KΩ
R3207	ERJ6GEYJ104	S.M.CARB 0.1W 5% 100KΩ
R3208	ERJ6GEYJ101	S.M.CARB 0.1W 5% 100Ω
R3209	ERJ6GEYJ101	S.M.CARB 0.1W 5% 100Ω
R3210	ERJ6GEYJ152	S.M.CARB 0.1W 5% 1K5Ω
R3211	ERJ6GEYJ152	S.M.CARB 0.1W 5% 1K5Ω
R3212	ERJ6GEYJ123	S.M.CARB 0.1W 5% 12KΩ
R3213	ERJ6GEYJ101	S.M.CARB 0.1W 5% 100Ω
R3214	ERJ6GEYJ153	S.M.CARB 0.1W 5% 15KΩ
R3215	ERD2FCVG100T	CARBON 2W 2% 10Ω
R3216	ERJ6GEYJ680	S.M.CARB 0.1W 5% 68Ω
R3217	ERJ6GEYJ102	S.M.CARB 0.1W 5% 1KΩ
R3218	ERJ6GEYJ750	S.M.CARB 0.1W 5% 75Ω
R3219	ERJ6GEYJ123	S.M.CARB 0.1W 5% 12KΩ
R3220	ERJ6GEYJ101	S.M.CARB 0.1W 5% 100Ω
R3221	ERJ6GEYJ153	S.M.CARB 0.1W 5% 15KΩ
R3222	ERJ6GEYJ680	S.M.CARB 0.1W 5% 68Ω
R3223	ERJ6GEYJ102	S.M.CARB 0.1W 5% 1KΩ
R3224	ERJ6GEYJ750	S.M.CARB 0.1W 5% 75Ω
R3225	ERD2FCVG100T	CARBON 2W 2% 10Ω
R3226	ERJ6GEYJ153	S.M.CARB 0.1W 5% 15KΩ
R3227	ERJ6GEYOR00	S.M.CARB 0.1W 5% 0Ω

Ref No.	Part No.	Description
R3228	ERJ6GEYJ680	S.M.CARB 0.1W 5% 68Ω
R3229	ERJ6GEYJ101	S.M.CARB 0.1W 5% 100Ω
R3230	ERJ6GEYJ102	S.M.CARB 0.1W 5% 1KΩ
R3231	ERD2FCVG100T	CARBON 2W 2% 10Ω
R3232	ERJ6GEYJ272	S.M.CARB 0.1W 5% 2K7Ω
R3233	ERJ6GEYJ331	S.M.CARB 0.1W 5% 330Ω
R3236	ERJ6GEYJ103	S.M.CARB 0.1W 5% 10KΩ
R3237	ERJ6GEYJ103	S.M.CARB 0.1W 5% 10KΩ
R3238	ERJ6GEYJ153	S.M.CARB 0.1W 5% 15KΩ
R3239	ERJ6GEYJ153	S.M.CARB 0.1W 5% 15KΩ
R3240	ERJ6GEYJ104	S.M.CARB 0.1W 5% 100KΩ
R3351	ERJ6GEYJ101	S.M.CARB 0.1W 5% 100Ω
R3352	ERJ6GEYJ472	S.M.CARB 0.1W 5% 4K7Ω
R3353	ERJ6GEYJ474	S.M.CARB 0.1W 5% 470KΩ
R3354	ERJ6GEYJ102	S.M.CARB 0.1W 5% 1KΩ
R3355	ERJ6GEYJ391	S.M.CARB 0.1W 5% 390Ω
R3501	ERJ6GEYJ100	S.M.CARB 0.1W 5% 10Ω
R3502	ERJ6GEY0R00	S.M.CARB 0.1W 5% 0Ω
R3503	ERJ6GEYJ471	S.M.CARB 0.1W 5% 470Ω
R3505	ERJ6GEYJ100	S.M.CARB 0.1W 5% 10Ω
R3506	ERJ6GEYJ100	S.M.CARB 0.1W 5% 10Ω
R3507	ERJ6GEYJ472	S.M.CARB 0.1W 5% 4K7Ω
R3508	ERJ6GEYJ151	S.M.CARB 0.1W 5% 150Ω
R3509	ERJ6GEYJ102	S.M.CARB 0.1W 5% 1KΩ
R3513	ERJ6GEYJ471	S.M.CARB 0.1W 5% 470Ω
R3514	ERJ6GEYJ471	S.M.CARB 0.1W 5% 470Ω
R3515	ERJ6GEYJ471	S.M.CARB 0.1W 5% 470Ω
R3516	ERJ6GEYJ472	S.M.CARB 0.1W 5% 4K7Ω
R3517	ERJ6GEYJ102	S.M.CARB 0.1W 5% 1KΩ
R3518	ERJ6GEY0R00	S.M.CARB 0.1W 5% 0Ω
R3520	ERJ6GEYJ221	S.M.CARB 0.1W 5% 220Ω
R3521	ERJ6GEY0R00	S.M.CARB 0.1W 5% 0Ω
R3522	ERJ6GEY0R00	S.M.CARB 0.1W 5% 0Ω
R3523	ERJ6GEY0R00	S.M.CARB 0.1W 5% 0Ω
R3526	ERD25TC0T	CARBON 0.25W 5% 0Ω
R3531	ERJ6GEYJ221	S.M.CARB 0.1W 5% 220Ω
R3532	ERJ6GEYJ391	S.M.CARB 0.1W 5% 390Ω
R3534	ERD25TJ181	CARBON 0.25W 5% 180Ω
R3536	ERJ6GEY0R00	S.M.CARB 0.1W 5% 0Ω
R3539	ERJ6GEY0R00	S.M.CARB 0.1W 5% 0Ω
R3540	ERJ6GEYJ392	S.M.CARB 0.1W 5% 3K9Ω
R3541	ERJ6GEYJ392	S.M.CARB 0.1W 5% 3K9Ω
R3542	ERJ6GEYJ392	S.M.CARB 0.1W 5% 3K9Ω
R3802	ERG3FJ100	METAL 3W 5% 10Ω ▲







Ref No.	Part No.	Description
R3803	ERJ6GEYJ221	S.M.CARB 0.1W 5% 220Ω
R3804	ERJ6GEYJ101	S.M.CARB 0.1W 5% 100Ω
SWITCHES		
S801	ESB91232A	SWITCH ▲
S1051	EVQ23405R	SWITCH
S1052	EVQ23405R	SWITCH
S1053	EVQ23405R	SWITCH
S1054	EVQ23405R	SWITCH
S1055	EVQ23405R	SWITCH
TRANSFORMERS		
T501	TLHA003	TRANSFORMER
T551	ZTFH65011A	F.B.T. ▲
T801	ETP35KAN615U	TRANSFORMER ▲
T802	ETS49AH137ND	TRANSFORMER
T803	ETQ19K55AY	TRANSFORMER
T2502	ETS35AA3J7AC	TRANSFORMER
FILTERS		
X101	EFCT6504BF	FILTER
X102	EFCT5M7MW3	FILTER
X103	EFCT6R0MW5	FILTER
X104	K3953-M100	SAW FILTER
X105	K9456M	SAW FILTER
X106	EFCV3195T6	CERAMIC FILTER
X107	EFCT7004BF	CERAMIC FILTER
X109	EFCV4045T4	CERAMIC FILTER
X601	TSSA024	CRYSTAL
X602	TSSA025	CRYSTAL
X1101	TAF10020	CRYSTAL
X1551	TSSA009	CRYSTAL
X2001	4730007158	CRYSTAL
X2501	TAF10059	CRYSTAL
X2502	TAFCSA4.00MG	CRYSTAL
X3501	TSSA009	CRYSTAL

SCHEMATIC DIAGRAM FOR MODELS TX-W32D3DP (Euro-3HW Chassis)

IMPORTANT SAFETY NOTICE

Components identified by  mark have special characteristics important for safety. When replacing any of these components, use only manufacturer's specified parts.

Notes

1. **RESISTOR**
All resistors are carbon 1/4W resistor, unless marked as follows:
Unit of resistance is OHM (Ω) (K=1,000, M=1,000,000).
2. **CAPACITORS**
All capacitors are ceramic 50V, unless marked as follows:
Unit of capacitance is μ F, unless otherwise stated.
3. **COIL**
Unit of inductance is μ H, unless otherwise stated.
4. Components marked 'L' on the schematic diagram shows leadless parts.
5. **TEST POINT**
 Test Point Position
6. **EARTH SYMBOL**
 Chassis Earth Cold  Line Earth Hot
7. **VOLTAGE MEASUREMENT**
Voltage is measured by a DC voltmeter.
Measurement conditions are as follows:
Power source AC 220V-240V, 50Hz
Receiving Signal Colour Bar signal (RF)
All customer controls Maximum position
8.  Indicates the video signal path
 Indicates the Audio signal path
 Indicates the Vertical/Horizontal path
9. This schematic diagram is the latest at the time of printing and is subject to change without notice.

Remarks


1. The Power Circuit contains a circuit area which uses a separate power supply to isolate the earth connection. The circuit is defined by HOT and COLD indications in the schematic diagram. All circuits, except the Power Circuit, are COLD. Take the following precautions:

Precautions







- a. Do not touch the hot part, or the hot and cold parts at the same time, as you are liable to a shock hazard.
- b. Do not short-circuit the hot and cold circuits as electrical components may be damaged.
- c. Do not connect an instrument, such as an oscilloscope, to the hot and cold circuits simultaneously, as this may cause fuse failure. Connect the earth of the instruments to the earth connection of the circuit being measured.
- d. Make sure to disconnect the power plug before removing the chassis.

SCHEMA TECHNIQUE POUR MODELE TX-W32D3DP (Euro-3HW Chassis)

REMARQUE IMPORTANTE POUR LA SÉCURITÉ

Les éléments portant la marque  possèdent des caractéristiques de sécurité spéciales. Lors du remplacement de l'une quelconque de ces pièces n'utiliser que celles spécifiées par la fabricant.

Nota :

1. **RESISTOR**
Toutes les résistances sont des résistances au carbone 1/4W, sauf indication contraire par les indications suivantes
L'unité de résistance est l' OHM (Ω) (K=1,000, M=1,000,000).
2. **CONDENSATEUR**
Tous les condensateurs sont des condensateurs céramique 50V, sauf indication contraire par les indications suivantes :
L'unité de capacité est le μ F, sauf indication contraire.
3. **BOBINE**
L'unité d'inductance est le μ H, sauf indication contraire
4. Les composants entourés de pointillés, sur le schéma, représentent des éléments non câblés.
5. **POINT D'ESSAI**
 Position du point d'essai
6. **SYMBOL DE TERRE**
 :Terre du châssis (froid)  :Terre de ligne (chaud)
7. **MESURE DE TENSION**
La tension est mesurée avec un voltmètre c.c.
Les conditions de mesure sont les suivantes:
Source d'alimentation CA 220V-240V, 50Hz
Signal de réception Signal barre couleur (RF)
Toutes les commandes utilisateur Position maximum
8.  :Vidéo
 :Audio
 : Vertical / Horizontal
9. Ce schéma est à jour moment de l'impression et modifiable sans préavis.

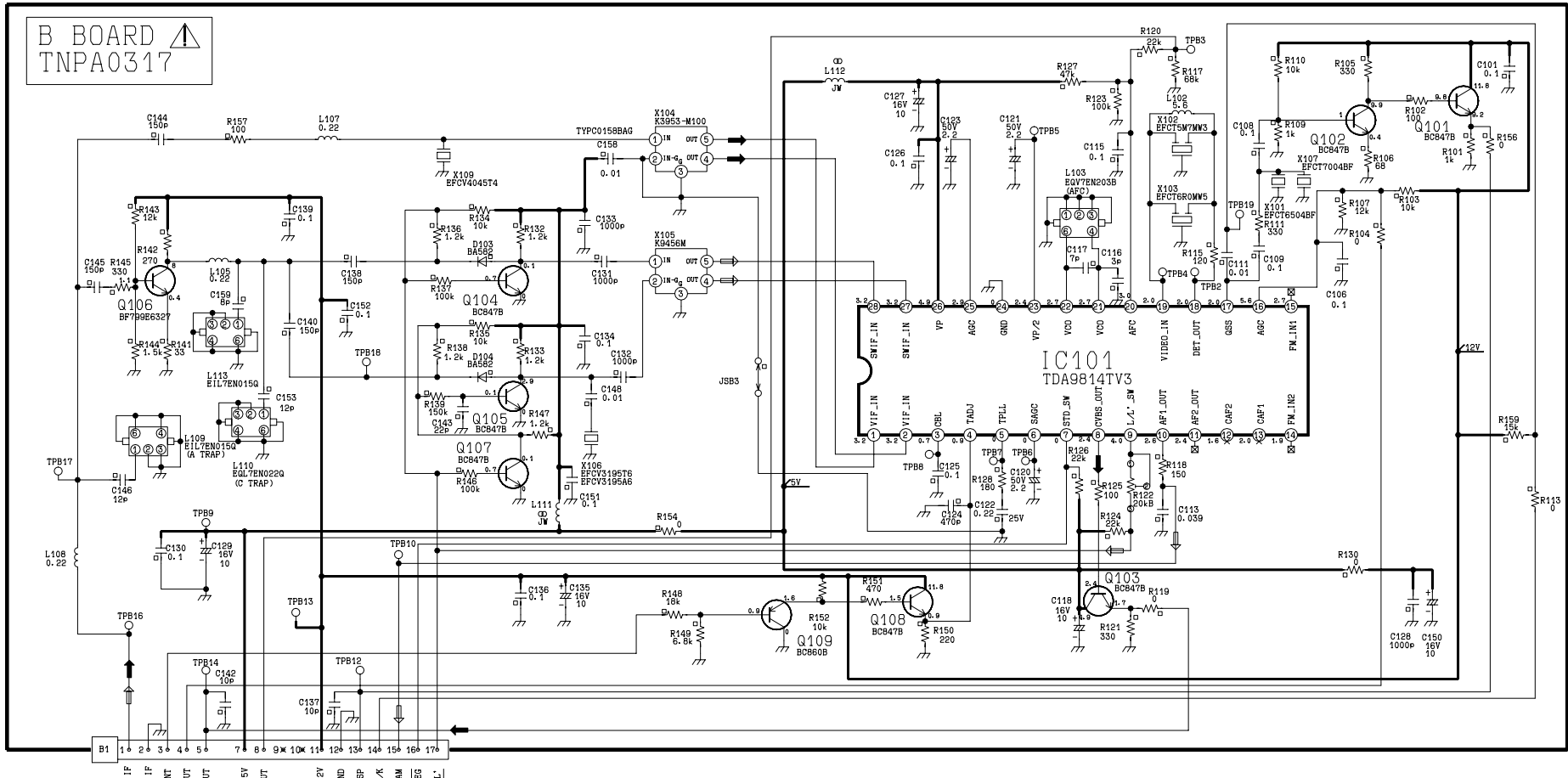
Remarque

1. Le circuit d'alimentation contient une zone de qui utilise une alimentation séparée pour isoler la connexion à la terre. Le circuit est défini par les indications chaud (HOT) et froid (COLD) dans le diagramme schématique. Prendre les précautions suivantes. Tous les circuits, sauf le circuit d'alimentation, sont froids.

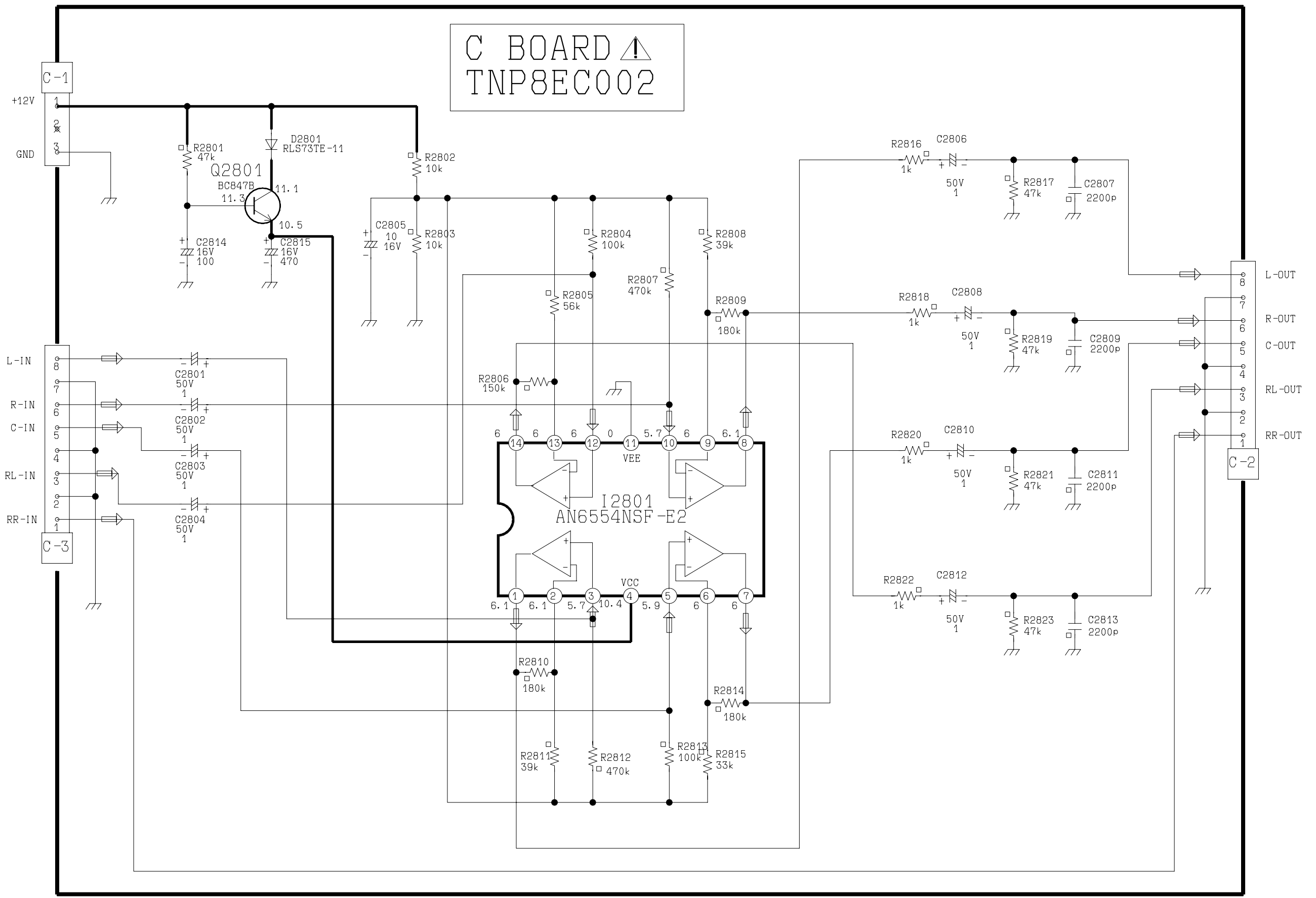
Précautions

- a. Ne pas toucher la partie chaude ou en même temps les parties chaud et froide. Cela présente un risque de décharge électrique.
- b. Ne pas court-circuiter les circuits chaud et froid car un fusible peut sauter et des pièces se casser.
- c. Ne pas raccorder un instrument, comme un oscilloscope, simultanément aux circuits chaud et froid car un fusible peut sauter. Raccorder la terre des instruments à la connexion de terre du circuit mesuré.
- d. Toujours débrancher la fiche d'alimentation avant de déposer le châssis.

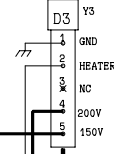
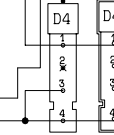
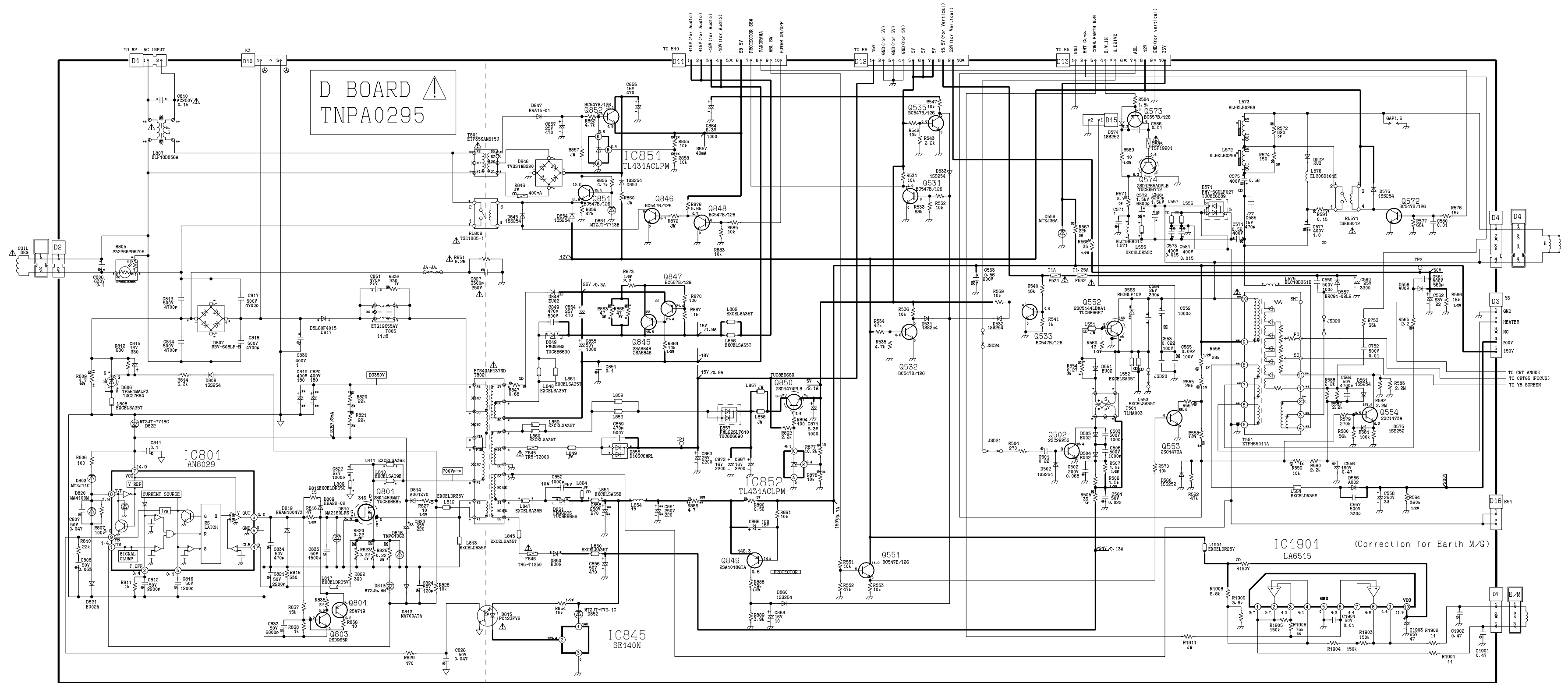
B BOARD
TNPA0317



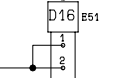
C BOARD ⚠
TNP8EC002



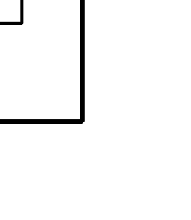

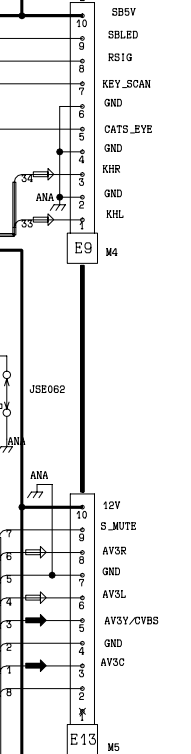
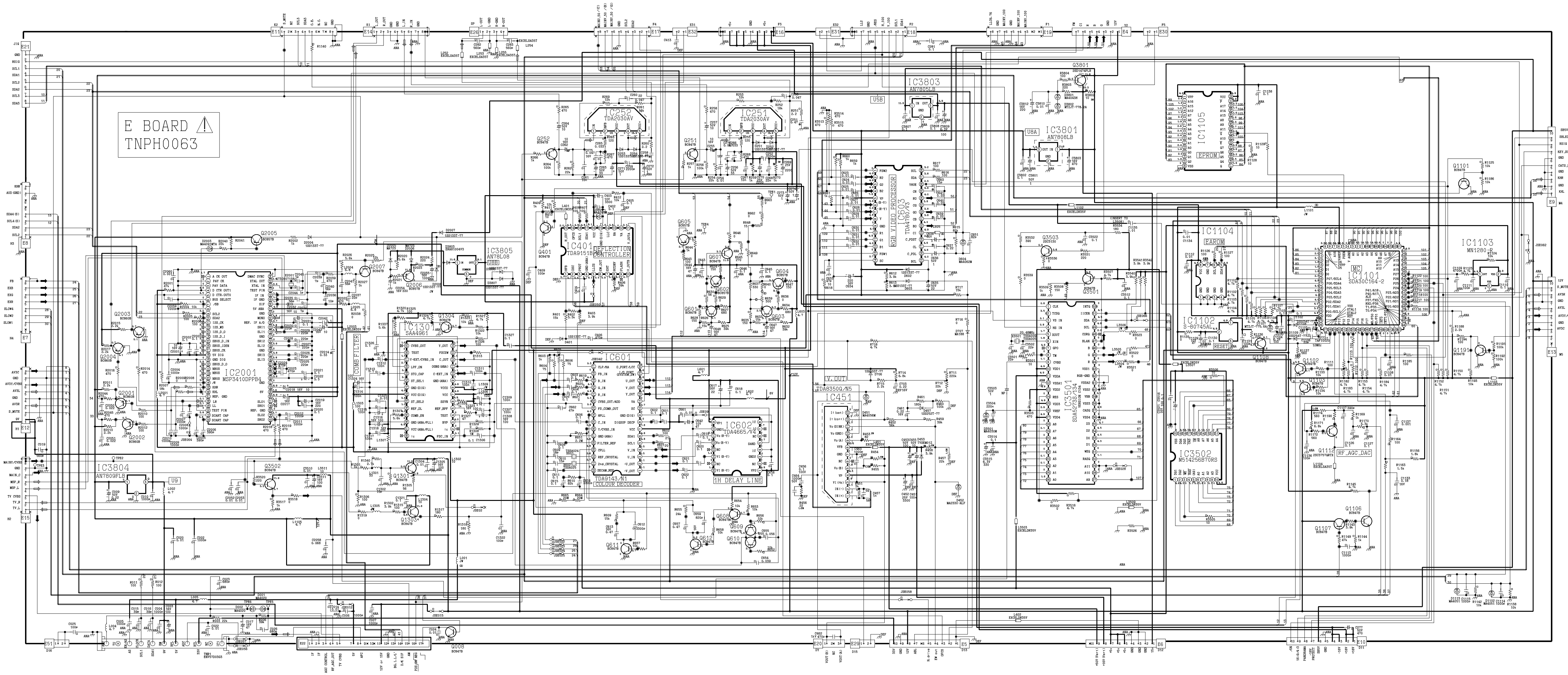
D BOARD TNPA0295



TO CRT ANODE
TO CRT5 FOCUS
TO Y8 SCREEN



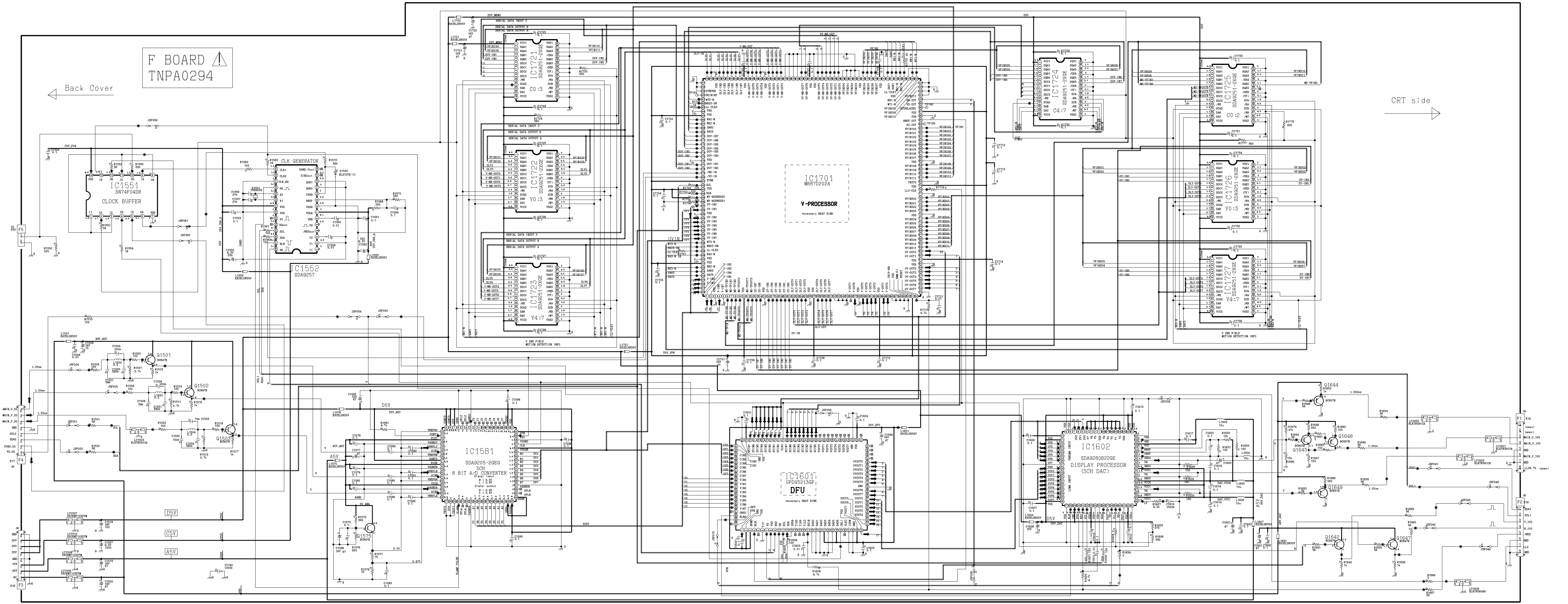
E BOARD
TNP0063



F BOARD
TNPA0294

Back Cover

CRT side

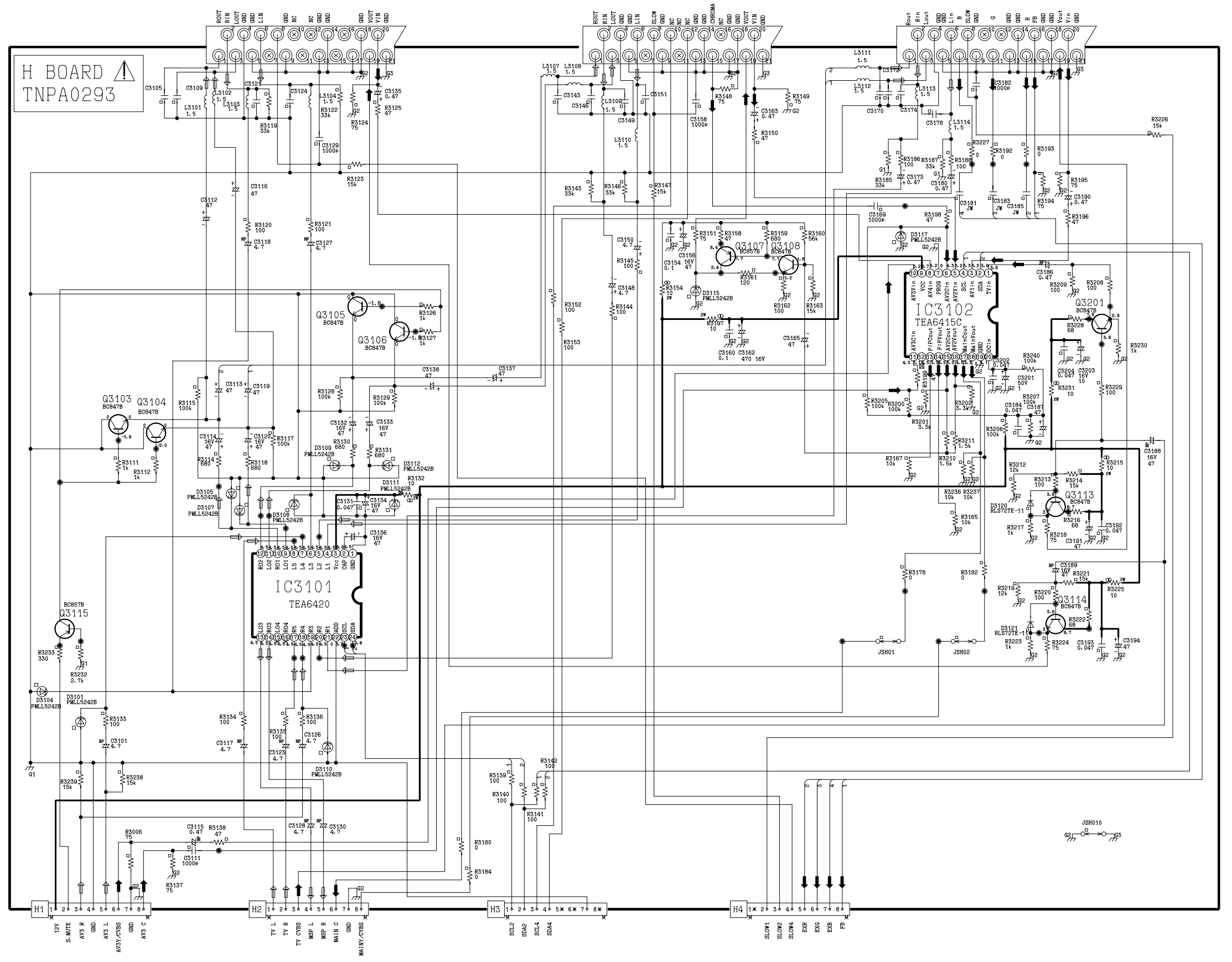


H BOARD
TNPA0293

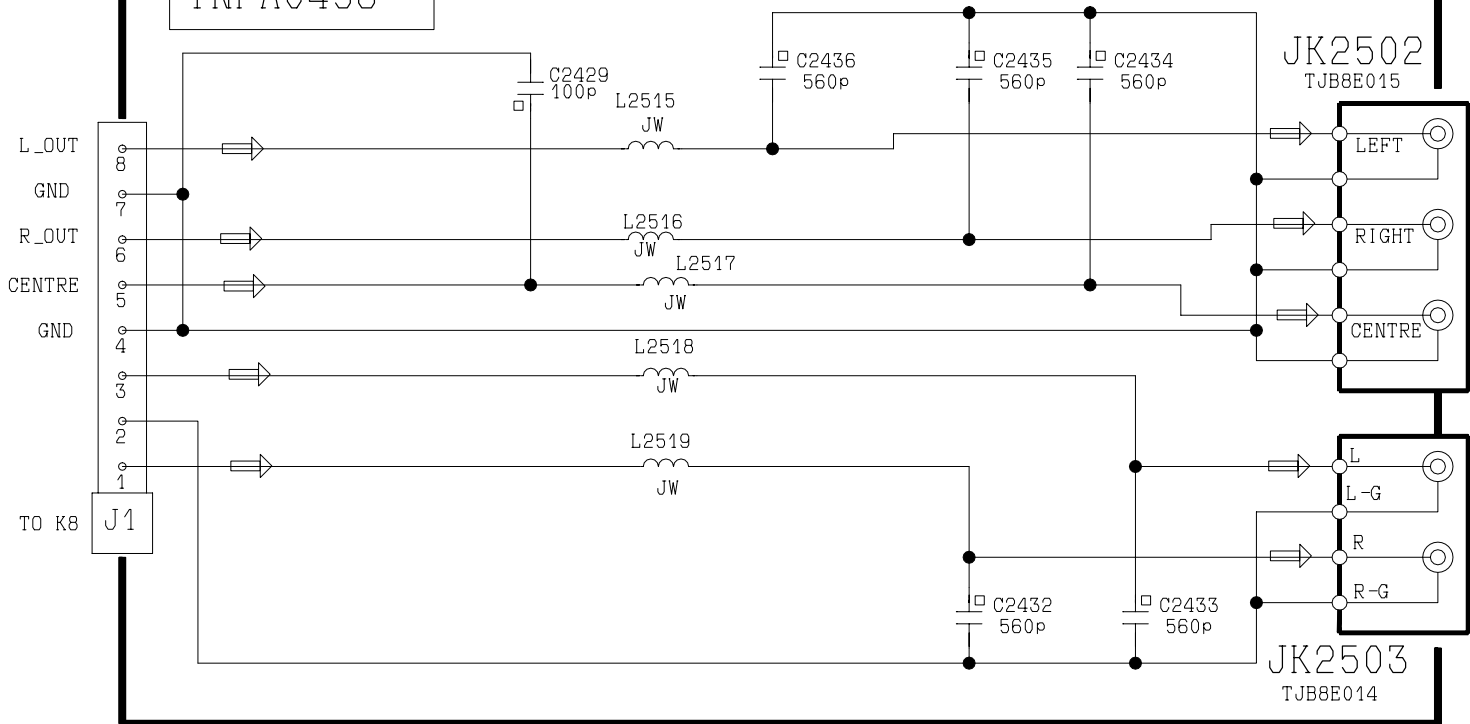
AV4 JK3104

AV2 JK3102

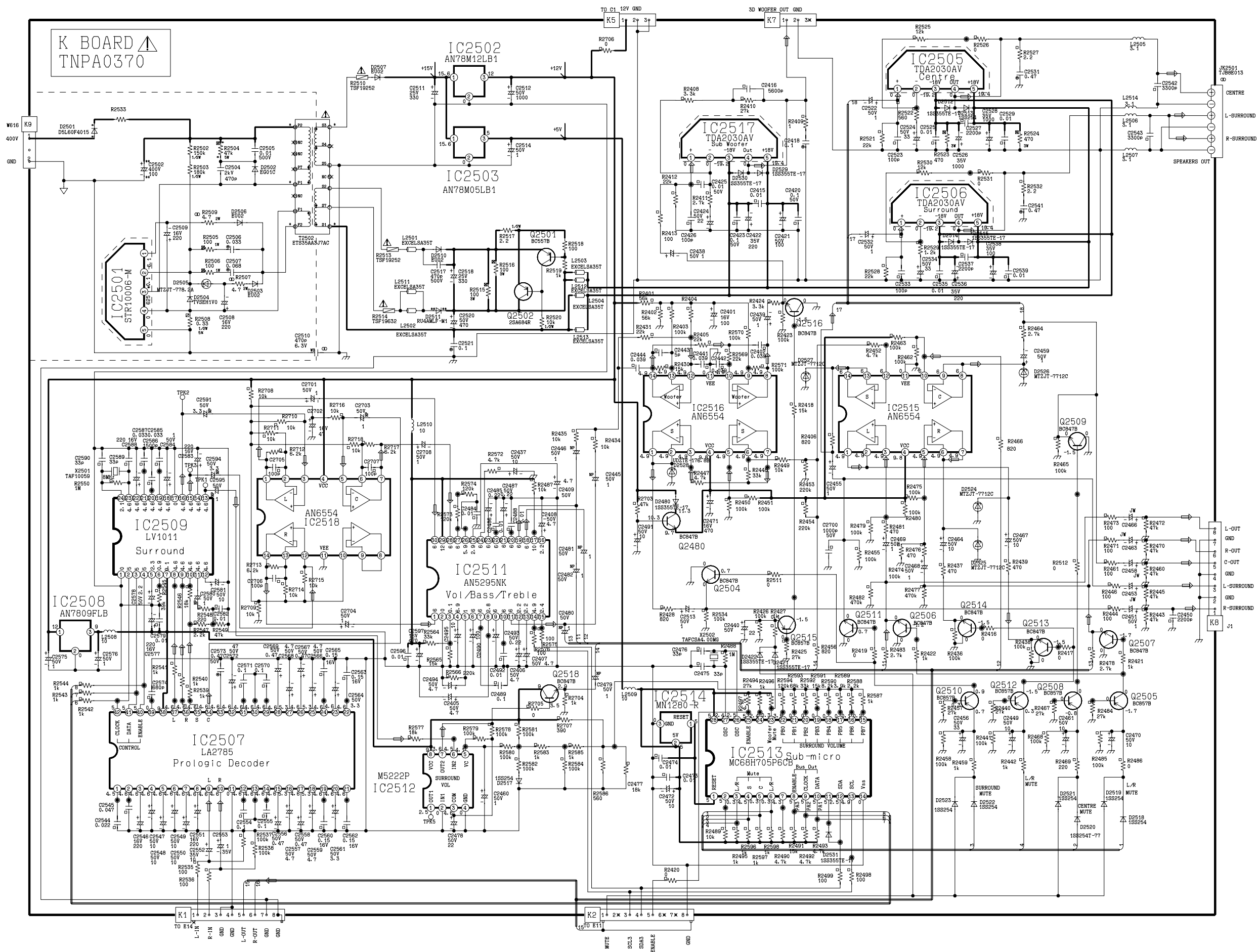
AV1 JK3101



J BOARD ⚠
TNPA0458



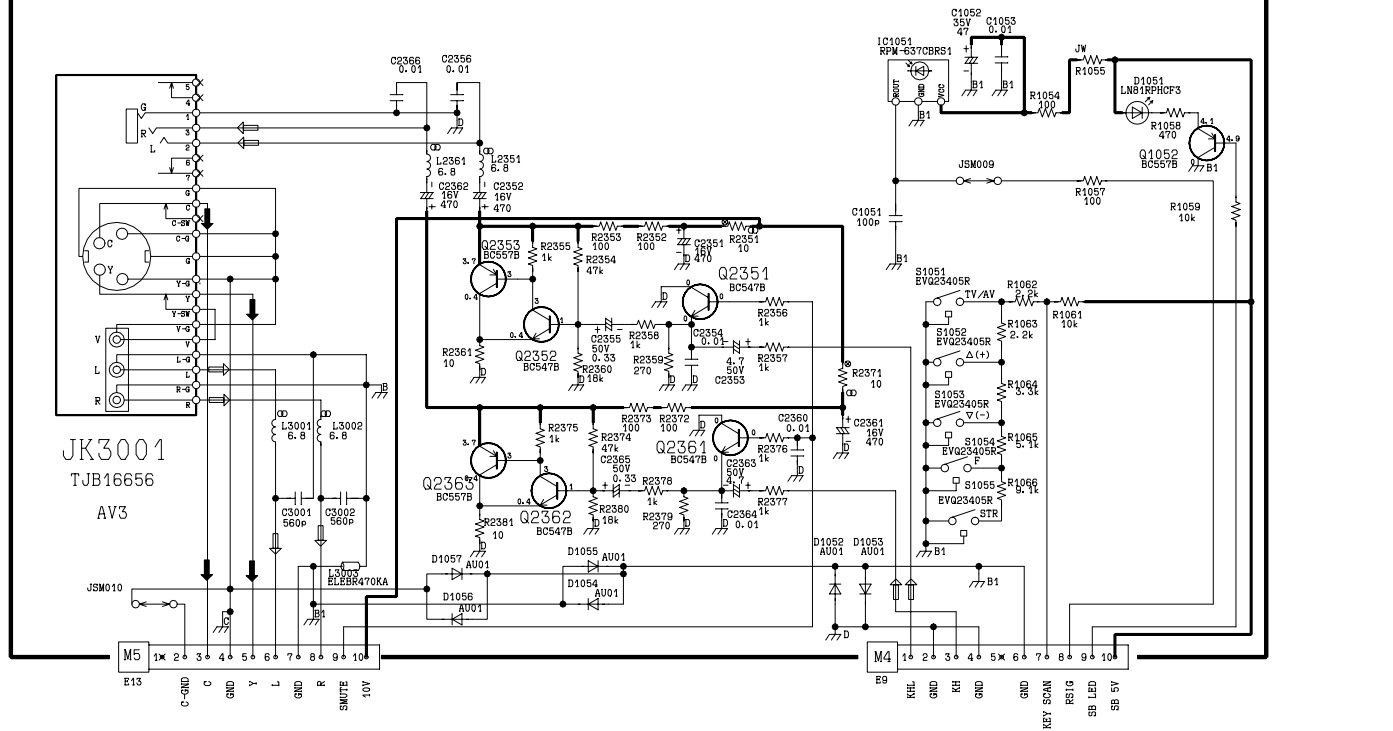
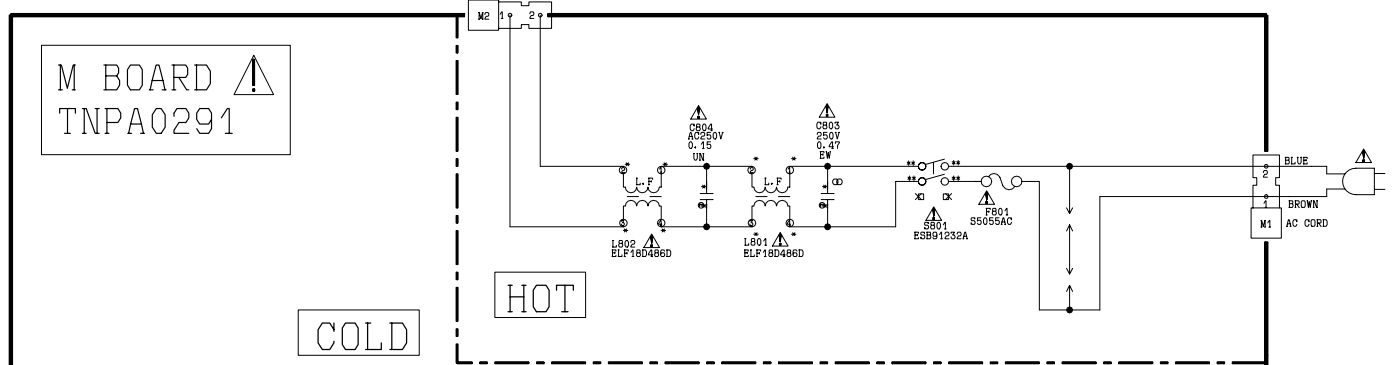
K BOARD
TNPA0370



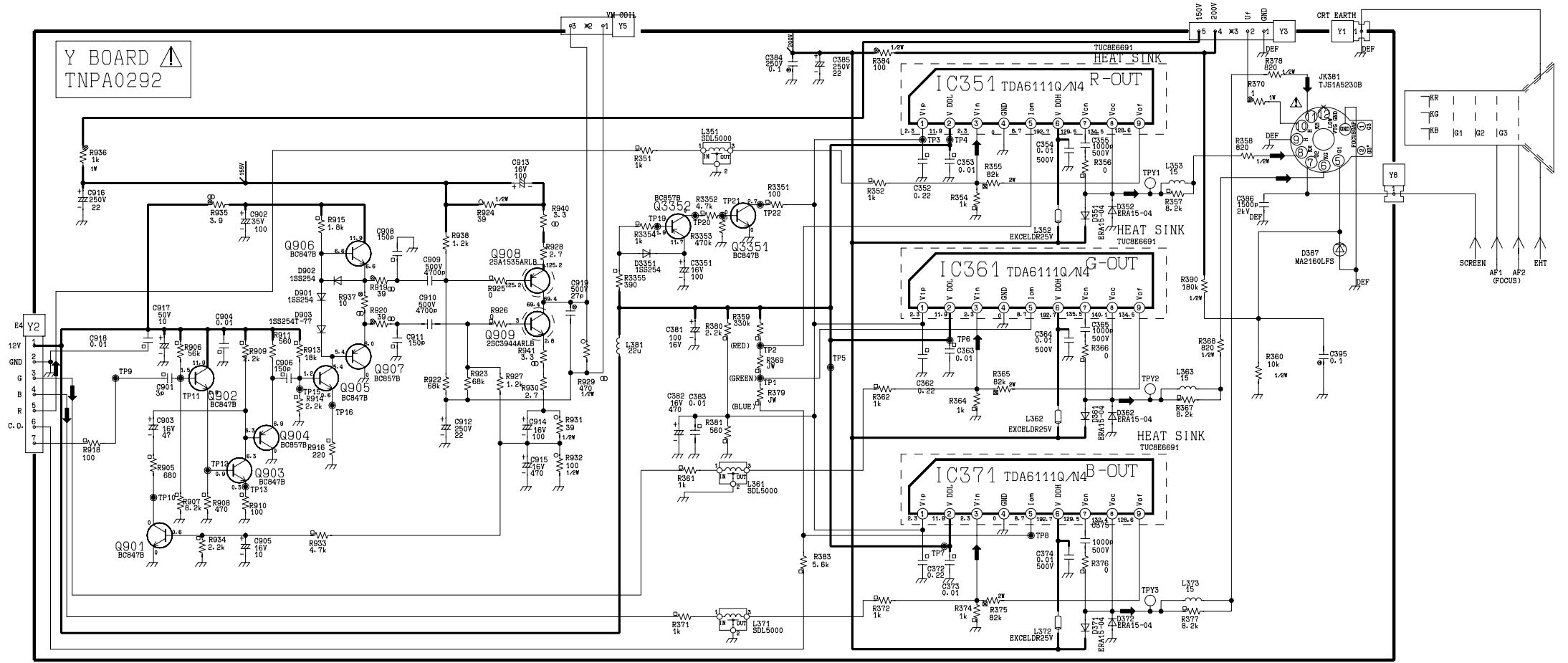
M BOARD
TNPA0291

COLD

HOT



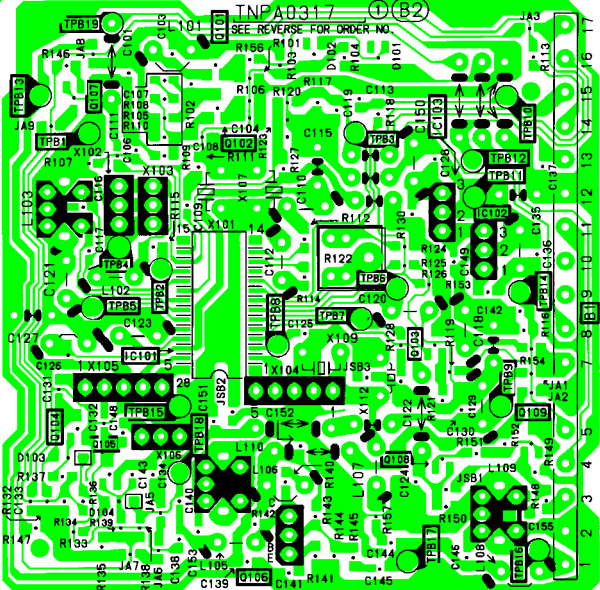
Y BOARD
TNPA0292

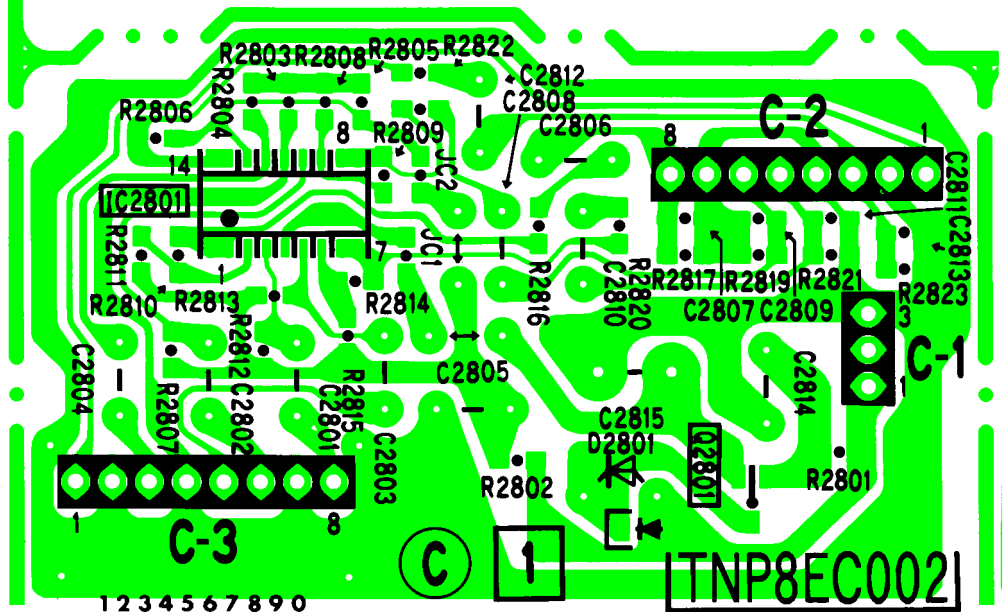


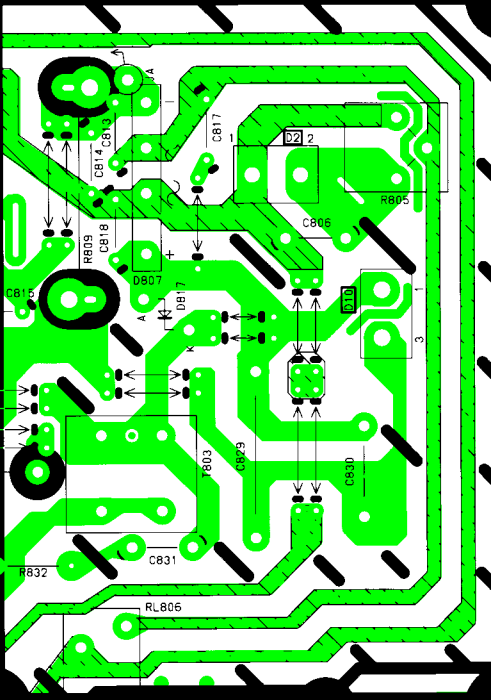
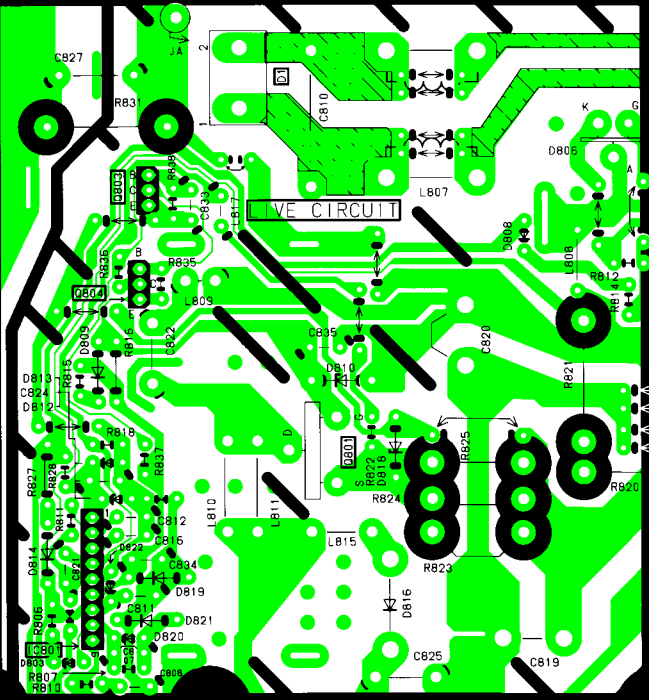

TNP A0317



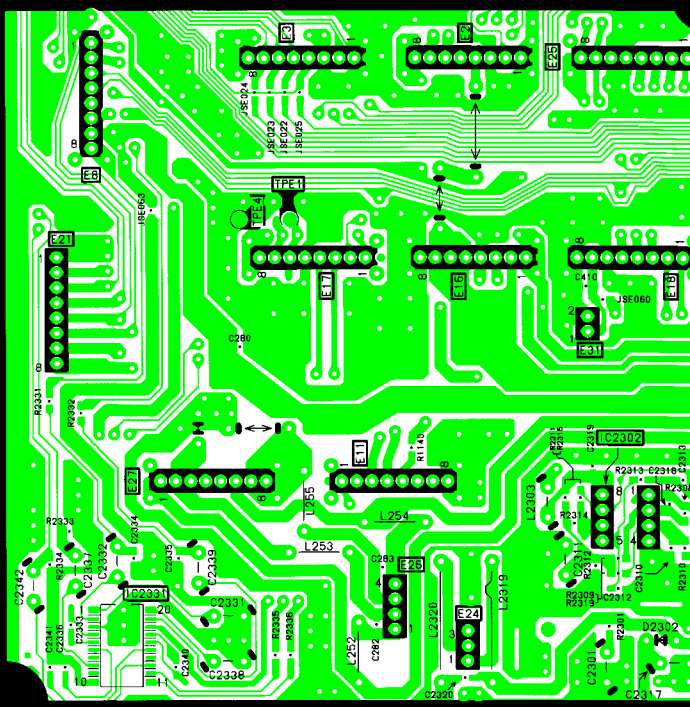



(B2)

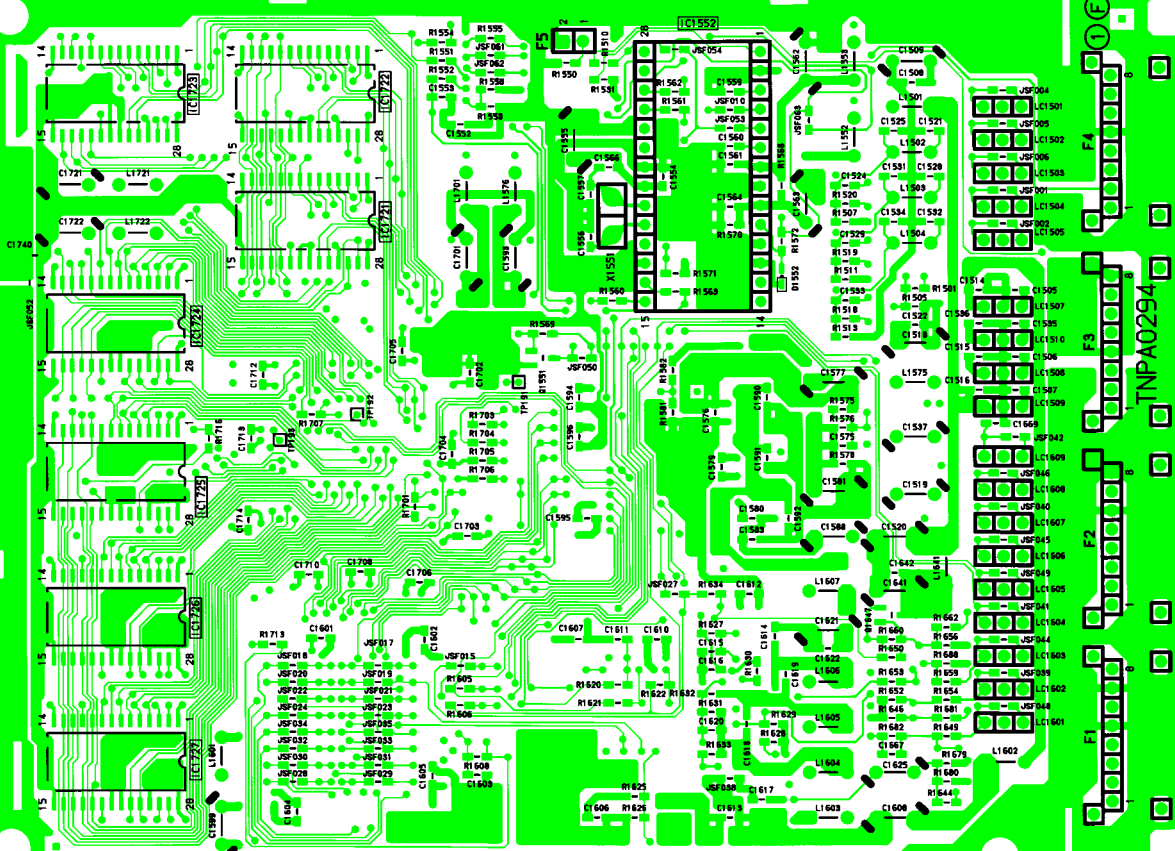
SEE REVERSE FOR ORDER NO.












TNPA0294





(1) (H)

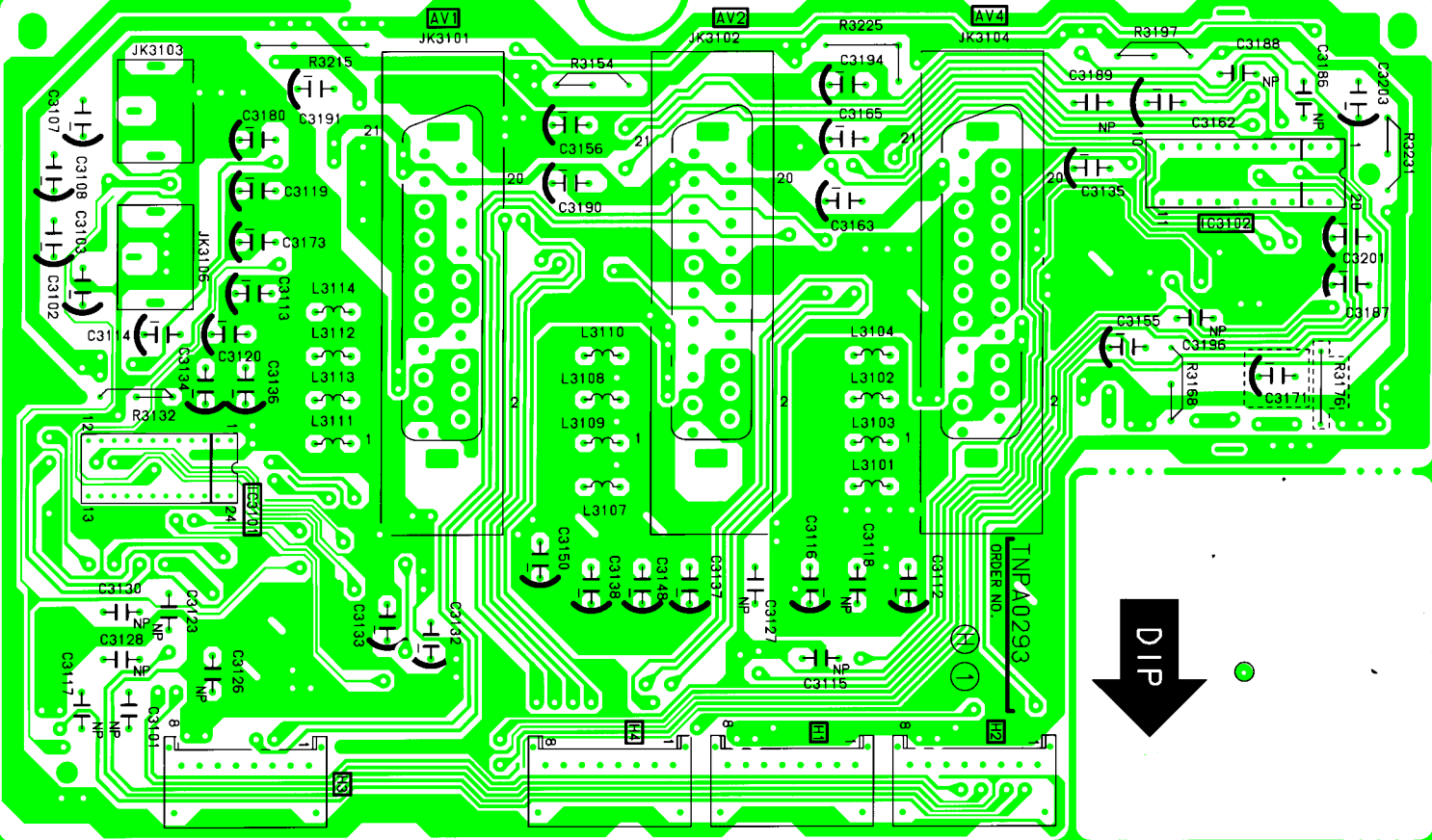
[U2]

[U3]

[U4]

[U5]

[U6]



DIP

TNP40293

ORDER NO.

AV1

AV2

AV4

LC3102

AV1

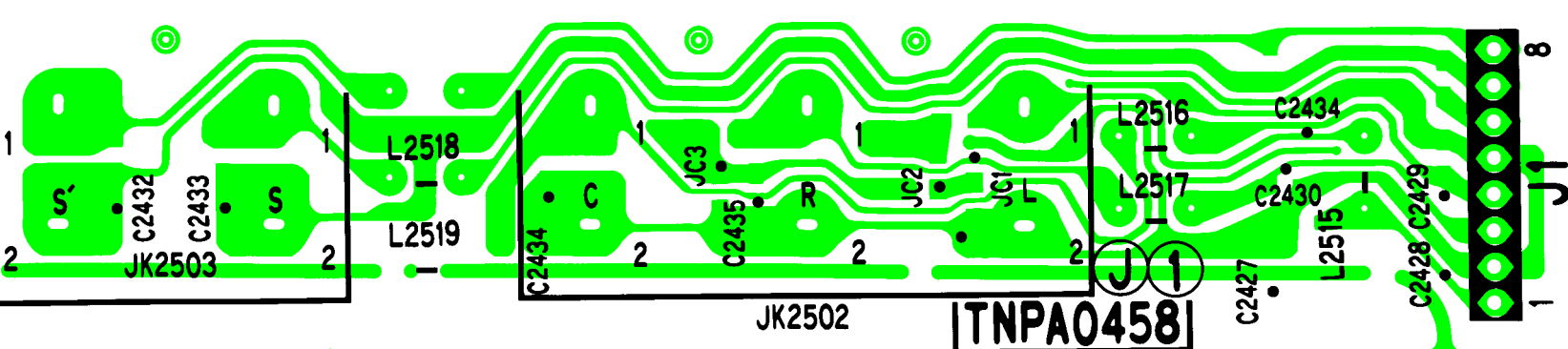
AV2

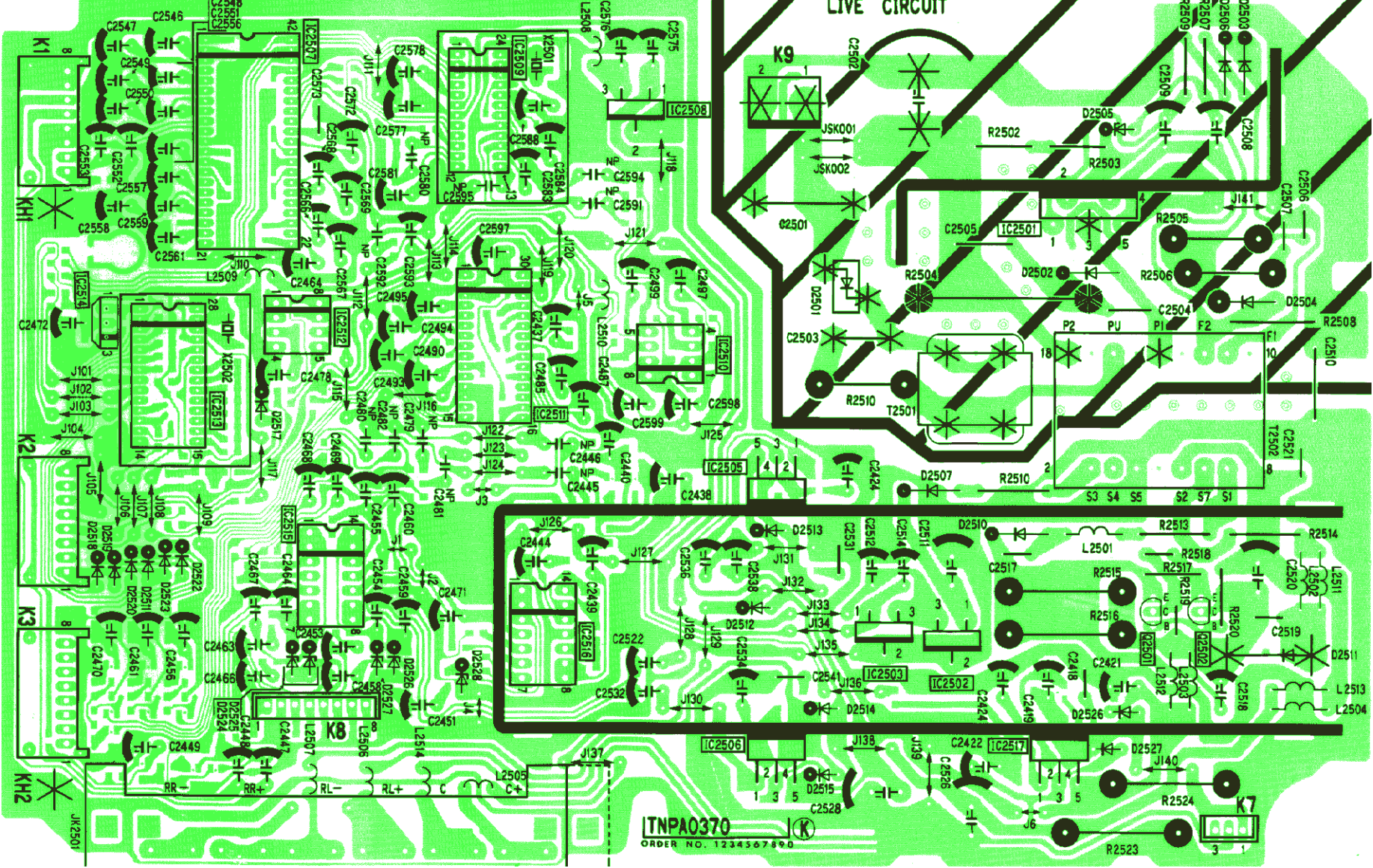
AV4

AV1

AV2

AV4

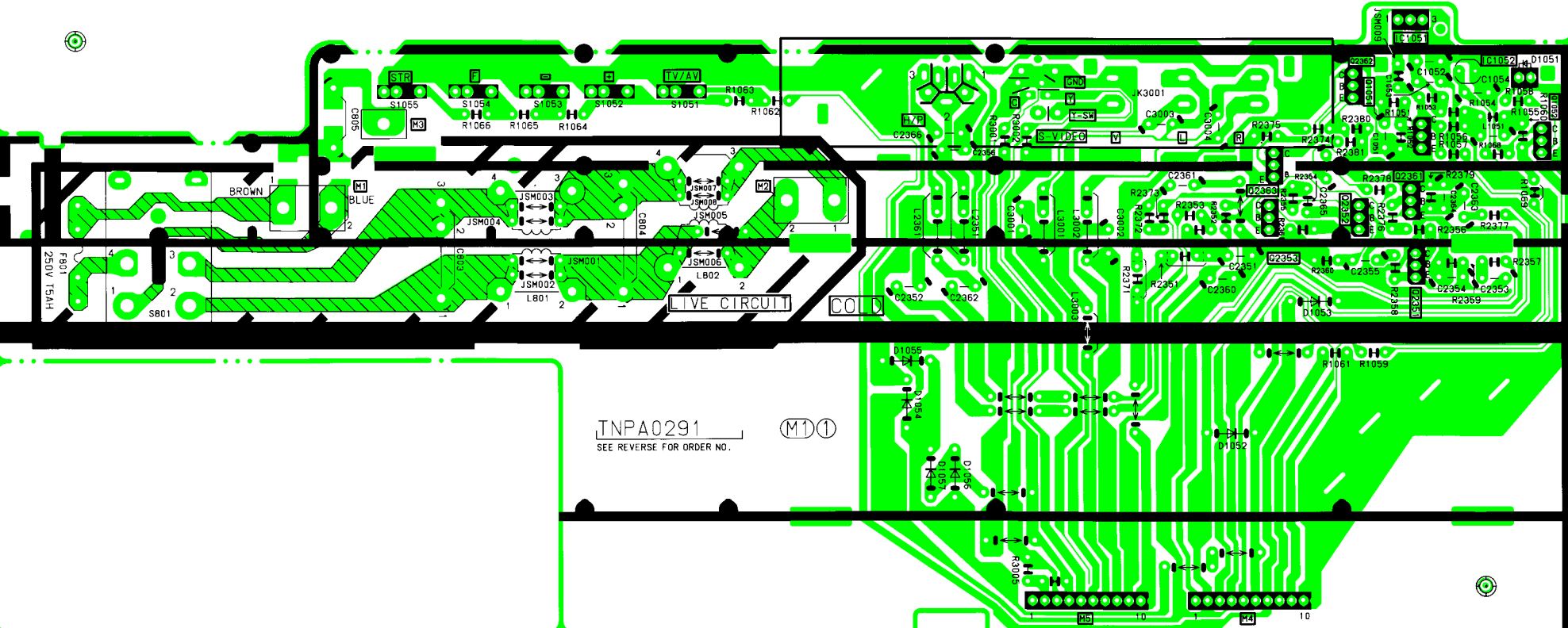




INPA0370

ORDER NO. 1234567890





STR F TV/AV

S1055 S1054 S1053 S1052 S1051
R1063 R1062
R1066 R1065 R1064

BROWN
BLUE

LIVE CIRCUIT

COLD

TNSA0291
SEE REVERSE FOR ORDER NO.

(M1) ①

